

涡旋压缩机 Scroll Compressor

华东事务所(涡旋产品)

地址: 上海市杨浦区大连路1288弄
和平花苑5号楼2801室
电话: 021-65042384 65012428
传真: 021-65042472
邮编: 200092
E-mail: shhoffice@papcdl.panasonic.cn

SHANGHAI OFFICE (SCROLL PRODUCTS)

Add: 2801 Room, No.5 Building, Peace
Garden, 1288 Ridgepole, Dalian Road,
Yangpu District, Shanghai, China
Tel: 021-65042384 65012428
Fax: 021-65042472 P.C.: 200092
E-mail: shhoffice@papcdl.panasonic.cn

广东事务所(涡旋产品)

地址: 中国广东省珠海市吉大海滨南路
光大国际贸易中心3006室
电话: 0756-3827320
传真: 0756-3827333
邮编: 519015
E-mail: zhoffice@papcdl.panasonic.cn

ZHUHAI OFFICE (SCROLL PRODUCTS)

Add: 3006 Room, Everbright
International Trade Center
South JiDa HaiBin Road Zhuhai
GuangDong Province, China
Tel: 0756-3827320
Fax: 0756-3827333
P.C.: 519015
E-mail: zhoffice@papcdl.panasonic.cn

海外销售部

地址: 大连市甘井子区东海路78号
电话: 0411-86580966
传真: 0411-86586556
邮编: 116033
E-mail: info@papcdl.panasonic.cn

INTERNATIONAL SALES DEPT.

Add: No.78 Donghai Road, Gan Jingzi
District, Dalian, P.R.China
Tel: 0411-86580966
Fax: 0411-86586556
P.C.: 116033
E-mail: info@papcdl.panasonic.cn

涡旋销售部

地址: 大连市甘井子区东海路78号
电话: 0411-62658173 62658168
传真: 0411-62658116
邮编: 116033
E-mail: stech@papcdl.panasonic.cn

SCROLLS SALES DEPT.

Add: No.78 Donghai Road, Gan Jingzi
District, Dalian, P.R.China
Tel: 0411-62658173 62658168
Fax: 0411-62658116
P.C.: 116033
E-mail: stech@papcdl.panasonic.cn

样本中所有产品图片仅供参考, 以实际订货产品为准。

All of the pictures in catalogues are only for your reference and subject to the actual products.

参数如有变动恕不另行通知

Parameters are subject to change without notice.



Panasonic

松下压缩机(大连)有限公司

Panasonic Appliances Compressor (Dalian) Co., Ltd.



地址: 大连市甘井子区东海路78号
Add: No.78 Donghai Road, Gan Jingzi District, Dalian, P.R.China
电话Tel: +86-411-62658173, 62658168
传真Fax: +86-411-62658116 邮编P.C.: 116033
网址Web: papcdl.panasonic.cn
电子邮箱E-mail: stech@papcdl.panasonic.cn

2016.03

松下压缩机(大连)有限公司

Panasonic Appliances Compressor (Dalian) Co., Ltd.





公司简介 Profile



第一工厂 The First Plant



第二工厂 The Second Plant



研发中心 R&D Center

公司名称: 松下压缩机(大连)有限公司
(原: 大连三洋压缩机有限公司)

Company Name: Panasonic Appliances Compressor (Dalian) Co., Ltd.

投资总额: 95亿日元

Total Investment Amount: USD 93.75 Million

占地面积: 11.65万平方米

Occupied Area: 116,500 square meters

建筑面积: 7.1万平方米

Building Areas: 71,000 square meters

员工人数: 2500人

Employees: 2500

公司签约日: 1994年8月18日

Date of Signing the Contract: Aug. 18, 1994

公司成立日: 1994年9月15日

Date of Getting Business Certificate: Sep. 15, 1994

公司开业日: 1995年10月18日 (第一工厂)

Date of Opening Ceremony: Oct. 18, 1995 (The First Plant)

1998年10月18日 (第二工厂)

Oct. 18, 1998 (The Second Plant)

公司荣誉 Certificates Award

1997年10月荣获先进技术确认证书;
1997年11月通过ISO9002质量管理体系认证;
1998年3月通过ISO14001国际环境管理体系认证;
1998年9月荣获高新技术企业认定证书;
1998年10月荣获“AAA”级资信等级证书;
1999年3月通过CCEE中国电工产品安全认证;
2000年5月通过欧洲“TUV”产品认证;
2000年12月参与制定《活塞式单级制冷压缩机》及《全封闭涡旋式制冷压缩机》国家标准;
2002年9月通过“CCC”产品认证;
2002年10月通过ISO9001 2000版质量管理体系认证;
2003年8月通过日本“强度试验适用承认书”(NO. 15强23);
2003年10月通过美国“UL”产品认证;
2004年6月通过“VDE”产品认证;
2004年10月通过“CE”产品认证;
2005年9月通过OHSAS18001职业健康安全管理体系认证;
2006年8月通过CRAA产品认证;
2007年12月通过泰国TIS认证;
2009年12月通过韩国KC认证;
2011年3月通过CB认证;
2013年9月获得巴西INMETRO认证。

Certificate of "Advanced Technology" in October 1997.
ISO 9002 Quality Management System in November 1997.
ISO 14001 international environment management system certificate in March 1998.
Certificate of "High-Tech Enterprise" in September 1998.
"AAA" level reputation certificate in October 1998.
Certificate of Conformity for Electrical Equipment in March 1999 (CCEE).
"TUV" product certificate in May 2000.
And was conferred with the honor of Dalian Advanced Technology Corporation.
Besides, several national compressor standards were drawn out by us, thus
We win high prize in compressor industry both domestically and abroad.
Certificate for China Compulsory Product Certification in September 2002 (CCC).
ISO 9001 Quality Management System (2000) in October 2002.
Approval of Japanese "Intensity Test Certificate" in August 2003 (No. 15 Intensity 23).
"UL" product certificate in October 2003.
"VDE" product certificate in June 2004.
"CE" product certificate in October 2004.
OHSAS18001:1999 Certificate in September 2005.
"CRAA" product certificate in August 2006.
"TIS" product certificate in December 2007.
Korean "KC" product certificate in December 2009.
"CB" product certificate in March 2011.
"INMETRO" Product Certificate In September 2013.



公司产品 Products

2~20HP 活塞式半封闭压缩机
 3.5~15HP 涡旋式压缩机
 0.5~10HP CO₂ 转子式压缩机
 1~20HP 冷凝机组
 2~45HP 压缩机组
 60~125HP 大并联中央机组
 50~500HP 螺杆机组
 低温沉浸式速冻机组

2~20HP Semi-Hermetic Compressor
 3.5~15HP Scroll Compressor
 0.5~10HP CO₂ Rotary Compressor
 1~20HP Condensing Unit
 2~45HP Compressor Unit
 60~125HP Tandem Central Compressor Unit
 50~500HP Screw Compressor Unit
 Immersion Quick-freezing Unit



产品特点 Products Features

- | | |
|--------------------------------------|---|
| 1. 噪声低，对环境温度的适应性强； | Low sound and high adaptability to the ambient temperature. |
| 2. 机组占地面积小，节省空间，节约能量； | Less space occupation in saving place and energy. |
| 3. 机组出厂时配齐各种配套部件，安装简捷； | Simple installation with full-provided accessories before factory shipment. |
| 4. 制冷剂为 R22、R404A、R407C、R410A、R134a。 | Refrigerant R22、R404A、R407C、R410A、R134a. |

户式中央空调的核心

THE HEART OF RESIDENTIAL & LIGHT COMMERCIAL AIR CONDITIONING

并联系列 Tandem Series

能力范围由 7HP~30HP
 可靠 & 简单的均油设计
 低噪声 & 低振动
 紧凑型 & 轻量设计
 使用制冷剂：R22/R407C/R410A/R134a
 支持各种不同的电源制式
 Range from 7HP to 30HP
 Reliable & Simple Design of Oil Balance
 Low Sound Level & Low Vibration
 Compact & Light Weight
 Refrigerant R22/R407C/R410A/R134a
 Support a wide variety of Power Source



C-SC 系列 Series



C-SB 系列 Series

■ C-SB 系列 (3.5~7HP) 分体商用柜式空调的核心
 THE HEART OF RESIDENTIAL & LIGHT COMMERCIAL AIR CONDITIONING
 (C-SB Series 3.5~7HP)

- 高低压隔板
- 采用低噪声浮动阀
- PPS 树脂制密封圈
- 直接断电电机保护
- 采用高性能的 PTFE 含浸轴承
- High & low pressure baffle
- Low sound float valve
- Tip seal made of PPS resin
- Direct power breakdown for motor protection
- PTFE bearing:bronze with Teflon.

C-SB



C-SB SCROLL (3.5-7HP)



制冷剂 Refrigerant
 HCFC22/HFC407C/HFC134a/HFC410A

电源 Power Source

代号 CODE	相 Phase	50Hz	60Hz
B3	3	200V	200-220V
B5	1	220-240V	-
	3	220-240V	-
B6	1	-	208-230V
	3	-	208-230V
B8	3	380-415V	440-460V
B9	3	-	380V



■ C-SB 系列 (空调用 3.5~7HP)
 MODEL C-SB (3.5HP TO 7HP FOR AIR CONDITIONING)

采用低噪声浮动阀
 LOW NOISE FLOAT VALVE
 噪音级别 Noise Level: 55dB(A)
 *ARI条件 condition 50Hz, 离测试点 Away from test points:1m

排气管
 DISCHARGE TUBE

定涡旋
 FIXED SCROLL

动涡旋
 ORBIT SCROLL

吸气管
 SUCTION TUBE

直接断电电机保护
 DIRECT BREAK OF ELECTRICITY
 FOR MOTOR PROTECTING
 因电源故障时的压缩机保护
 Protecting compressor from influence of power source breakdown

主轴
 CRANK SHAFT

电动机
 MOTOR

冷冻机油 Refrigeration Oil
 Mineral Oil (R22)
 FV-68S (R407C/R134a/R410A)

高低压隔板
 HIGH & LOW PRESSURE BAFFLE
 降低了定涡旋的应变及形成内部排气消音器
 Decreasing the gradient of fixed scroll and forming an inner discharge muffler

PPS树脂制 Tip Seal
 TIP SEAL MADE OF PPS RESIN
 大幅度提高压缩气体的密封性能
 制冷系数 C.O.P.: 3.5
 按 ARI 条件 50Hz, 5HP
 Increasing greatly the sealing performance of refrigerant inside of the compressor
 C.O.P.: 3.5
 *ARI Condition 50Hz, 5HP

所有的轴部均采用高性能的 PTFE 含浸轴承
 CONTAINING AND IMMERSING
 BEARING OF PTFE WITH HIGH
 PERFORMANCE ARE APPLIED WITH
 ALL THE AXLES

降低了摩擦, 提高了耐磨耗性能确保了缺油时的可靠性
 Decreasing the fricting and increasing the ability of keeping from wearing and tearing.
 Preventing from ensuring the reliability even lack of oil

使用工质 Refrigerant R22/R407C/R134a/R410A

■ C-SC 系列 (8~15HP) 户式中央空调的核心
THE HEART OF RESIDENTIAL & LIGHT COMMERCIAL AIR CONDITIONING
(C-SC Series 8~15HP)

高可靠性

主副轴承采用高性能滚动轴承

直接断电内部保护器, 可靠保护电机

吸气口内装有滤网, 更可靠保护压缩机

High reliability

High-performance rolling bearing is applied in the main frame and the bearing plate.

Direct power breakdown for motor protection.

The using of strainer in the suction inlet ensures the safety of compressor.

C-SC



C-SC SCROLL(8-15HP)



制冷剂 Refrigerant

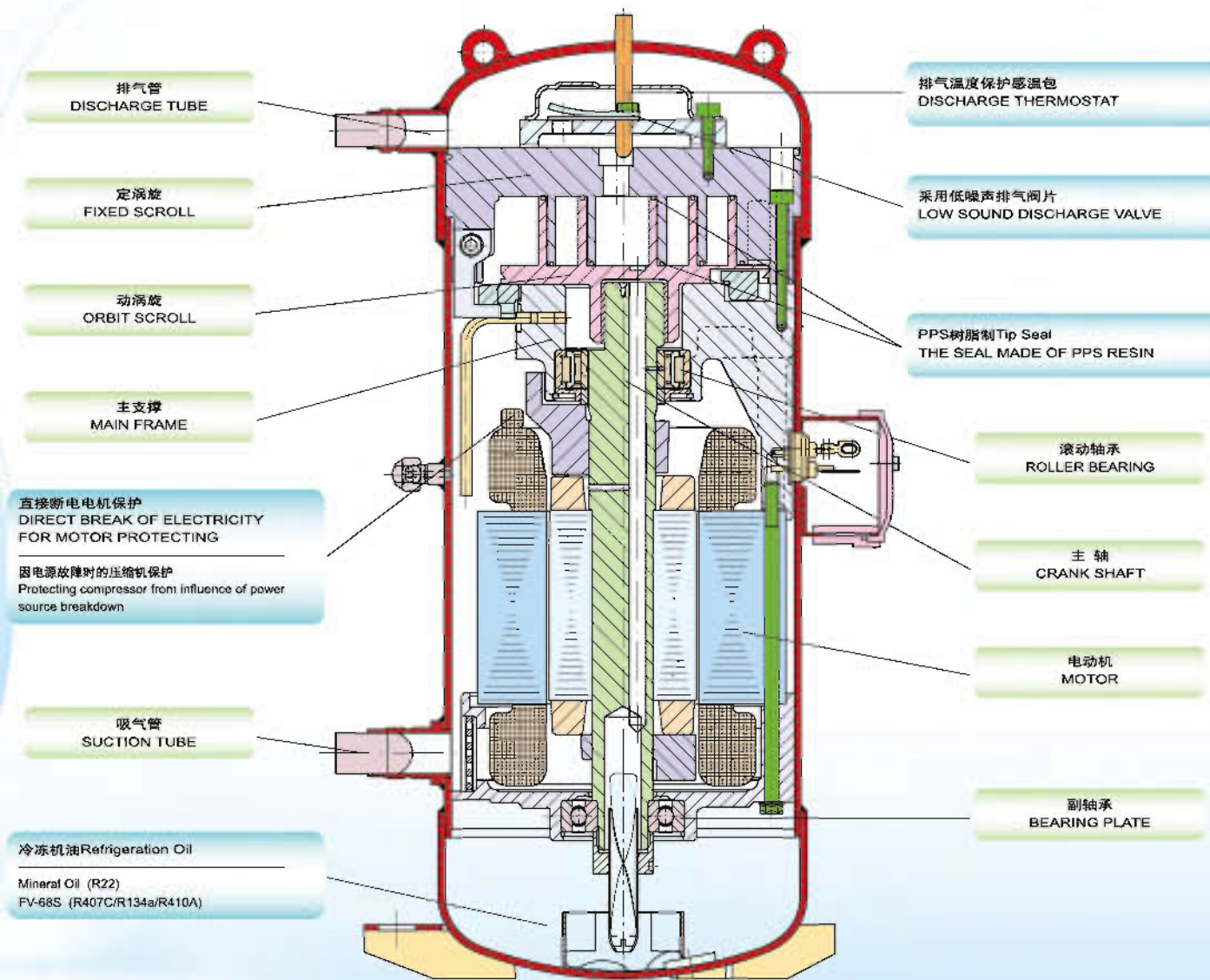
HCFC22/HFC407C/HFC134a/HFC410A

电源 Power Source

代号 CODE	相 Phase	50Hz	60Hz
B3	3	200V	200-220V
B5	3	220-240V	-
B6	3	-	208-230V
B8	3	380-415V	440-460V
B9	3	-	380V



■ C-SC 系列 (户式中央空调用 8~15HP)
MODEL C-SC (8HP TO 15HP FOR AIR CONDITIONING)



使用工质 Refrigerant R22/R407C/R134a/R410A

■ C-SD 系列 (5-10HP) 高压壳体系列

C-SD Series (5-10HP) HIGH PRESSURE HOUSING SERIES

节能高效, 全年能效效率 (SEER, APF) 出色;
 负荷输出可平滑调节, 并且不同转速下能效均较高;
 空调并联 (多联) 和均油设计容易, 机组结构简单;
 空调快速冷热运转、高输出功率、机组小型化设计。

Saving energy with high efficiency, Annual Performance factor (APF) on a outstanding status;
 Smooth capacity output, Energy efficiency keeps at high level under different rotation speed;
 Easily connection and oil balance design on tandem and multi A/C system applications;
 Quickly to achieve desired cooling and heating effect with high output capacity and compact units design.

C-SD



制冷剂 Refrigerant
HFC410A

C-SD SCROLL (5-10HP)

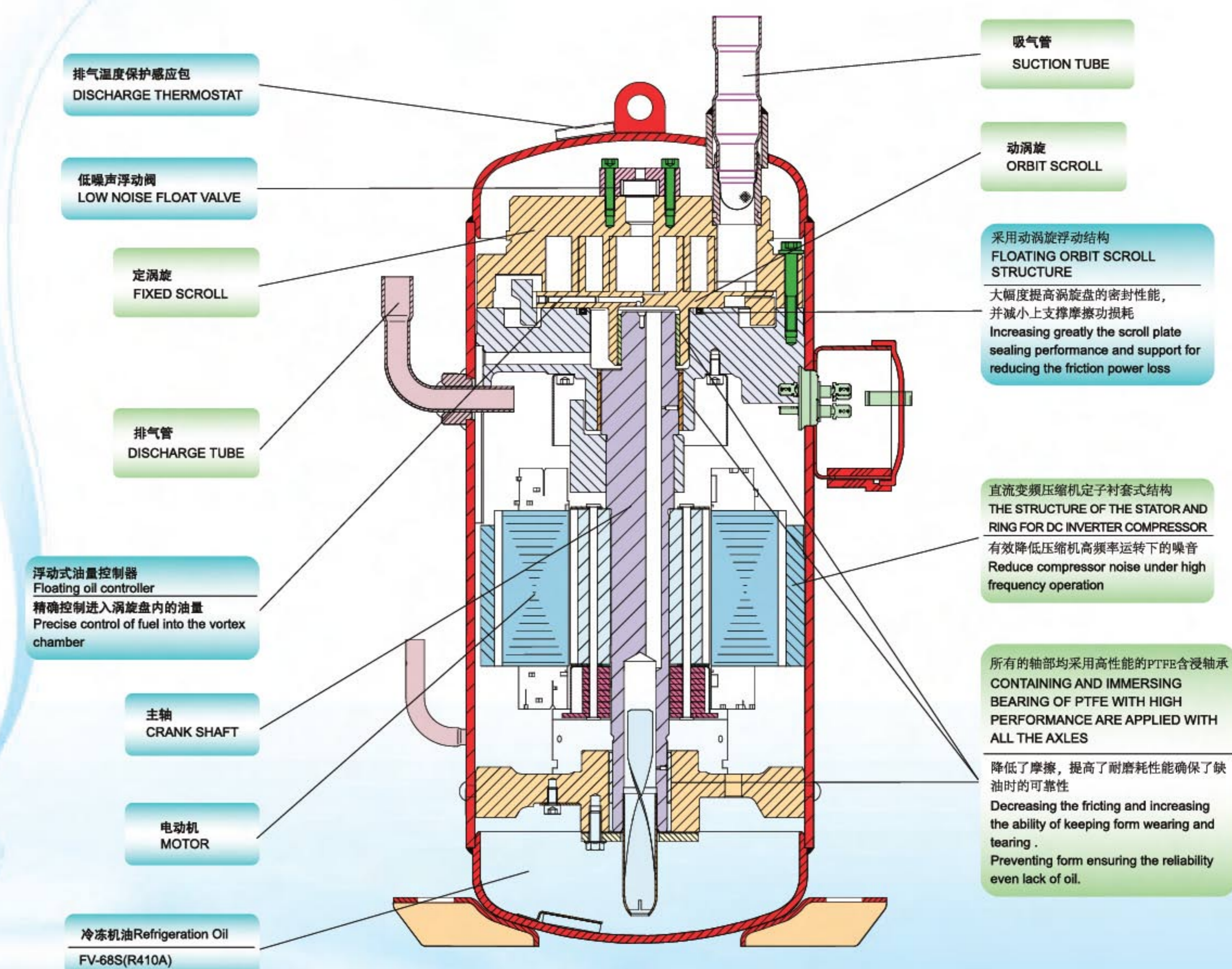
电机样式
 *DC 无刷电机 集中卷线 *磁铁: 稀土类磁铁
 *极数: 4 极 *转数: 1800~5400m⁻¹

Motor Type:
 *DC brushless motor, Concentrated winding *Magnet: Lanthanon magnet
 *Pole: 4 *Rotation Speed: 1800~5400m⁻¹



■ D 系列 (户式中央空调用 5~10HP)

MODEL D (5HP TO 10HP FOR AIR CONDITIONING)



使用工质 Refrigerant R410A

■ R22 机型使用标准·使用极限 APPLICATION STANDARD & LIMIT (R22)

为正确使用立式涡旋压缩机, 对其使用标准、使用极限作如下规定 The following requirements apply to Vertical type Hermetic Scroll Compressors:
 使用标准值 Standard: 适用于常用条件下 (日本 JIS B8616, 与 JIS B8616 相关标准、过载、低温条件下的商品运转条件) 的运转。Applicable to ordinary conditions in Japan JIS B8616 or equivalent conditions, such as standard rating conditions, maximum operating conditions, low temperature conditions, etc. 使用极限值 Limit: 适用于过渡条件下 (启动时、除霜时等) 的短时间运转。Applicable to transitional brief periods, such as start-up and beginning of defrost mode.

序号 No.	项目 Item	使用标准值 Standard	使用极限值 Limit	备注 Note
1	制冷剂 Refrigerant	R22(符合日本 JIS K1517 标准) R22 (Meet the standard of Japan JIS K1517)		
2	蒸发温度范围 Evaporating Temp.	-15~+12℃ / [5~54°F] 0.20~0.62MPa(G) / [29~90psig]	-25~+15℃ / [-13~59°F] 0.10~0.69MPa(G) / [14.5~100psig]	压力指吸气压力 Compressor Suction Pressure
3	冷凝温度范围 Condensing Temp.	+30~+65℃ / [86~149°F] 1.09~2.60MPa(G) / [158~377psig]	+68℃ / [155°F] 2.78MPa(G) / [403psig]	压力指排气压力 Compressor Discharge Pressure
4	压缩比 Compression Ratio	2~6	10	
5	电动机绕组温度 Winding Temp.	115℃ / [240°F] 以下 Max.	125℃ / [257°F]	
6	压缩机外壳底部温度 Shell Bottom Temp.	上限: 90℃ / [194°F] 以下 Upper Limit: 90℃ / [194°F] Max. 下限: 蒸发压力相对应饱和温度 +12K / [21°F] 以上 Lower Limit: Evaporating Temp. +12K / [21°F] Min.		运转时 When compressor is running
		下限: 环境温度 +11K / [20°F] 以上 Lower Limit: Ambient Temp. +11K / [20°F] Min.		停机时 When compressor shuts off
7	排气温度 Discharge Gas Temp.	115℃ / [240°F] 以下 Max	C-SB: 130℃ / [266°F] 以下 Max	距压缩机出口 10cm 以内位置的排气管温度 Within 100mm(4in) of the discharge fitting.
			C-SC: 135℃ / [275°F] 以下 Max	压缩机上盖中部的铜管内排气温度保护器的检测温度 Inside of the well pipe on the top of compressor
8	吸气温度 Suction Gas Temp.	吸气过热度在 5K / [10°F] 以上 Superheat: 5K / [10°F] Min.	应无由于液体吸入而引起的冲刷音 (不增加电流及振动) No excessive noise.	距压缩机吸气口 300mm 以内, 应同时满足 5, 6, 7 和 14 项的要求。 It should meet the requirement of item 5, 6, 7 and 14 within 300mm of the suction fitting.
9	运转时供电电压 Running Voltage	额定电压 ± 10% Within ± 10% of the rated voltage.		运转时压缩机接线柱电压 Voltage at compressor terminals.
10	启动时供电电压 Starting Voltage	三相机: 额定电压 85% 以上 Three Phase Models: 85% of the rated voltage min.		指在启动电流升高, 电压下降时的压缩机接线柱电压 Dropped voltage at compressor terminals.
		单相机: 额定电压 90% 以上 Single Phase Models: 90% of the rated voltage min.		
11	启停周期 On/Off Period	运转时间: 至少应使油回到指定油位所需的时间 ON period: Until the oil level returns to the center of the lower bearing. 停止时间: 至少应使高低压达到平衡所需的时间 OFF Period: Until balance of high and low pressure is obtained.		1 周期: 10 分钟 停止时间: 以 3 分钟左右为标准 For at least 7 minutes-ON/3 minutes-OFF is recommendable
12	制冷剂注入量 Refrigerant Charge	油 / 制冷剂重量比推荐为 0.35 以上 Oil/Refrigerant(wt.) ≥ 0.35		油比重: 0.92 Specific gravity of the Oil: 0.92
13	启停频度 Life Time	20 万个周期 200,000 cycles		
14	压缩机内最低油面 Minimum Oil Level	C-SB: 液面在油杯中心以上 Center of the lower bearing.	C-SC: 液面在油杯下端面 Bottom of the lower bearing.	
		C-SC: 规定注入量的 70% 以上 No less than 70% of the initial oil charge.		
15	异常升压 / 降压 Abnormal Pressure Rise/Drop	压力上升: 3.0MPa(G) / [435psig] 以下 Pressure Rise: 3.0MPa(G) / [435psig] Max.		高压开关设定值 By high pressure switch
		压力下降: 0.03MPa(G) / [4.3psig] 以上 Pressure Drop: 0.03MPa(G) / [4.3psig] Min.		低压开关设定值 By low pressure switch
16	水份 System Moisture Level	200ppm 以下 Max		
17	不凝性气体 System Uncondensable Gas Level	1% (容积比) 以下 1 Vol.% Max. 残留氧气要求在 0.1% (容积比) 以下 Residual Oxygen 0.1 Vol.% Max.		抽真空 24 小时以后绝对压力应在 1.01 kPa 以下 24 hrs. after vacuuming: 1.01kPa Max.
18	倾斜角度 Tilt	5° 以内 5° Deg. Max.		

■ 超出以上极限范围的运转必须得到我公司的认可。Operation beyond the above limits must be approved by our company.

(G): 表压 Gauge Pressure

■ R407C 机型使用标准·使用极限 APPLICATION STANDARD & LIMIT (R407C)

为正确使用立式涡旋压缩机, 对其使用标准、使用极限作如下规定 The following requirements apply to Vertical type Hermetic Scroll Compressors:
 使用标准值 Standard: 适用于常用条件下 (日本 JIS B8616, 与 JIS B8616 相关标准、过载、低温条件下的商品运转条件) 的运转。Applicable to ordinary conditions in Japan JIS B8616 or equivalent conditions, such as standard rating conditions, maximum operating conditions, low temperature conditions, etc. 使用极限值 Limit: 适用于过渡条件下 (启动时、除霜时等) 的短时间运转。Applicable to transitional brief periods, such as start-up and beginning of defrost mode.

序号 No.	项目 Item	使用标准值 Standard	使用极限值 Limit	备注 Note
1	制冷剂 Refrigerant	R407C		
2	蒸发温度范围 Evaporating Temp.	-15~+12℃ / [5~54°F] 0.20~0.65MPa(G) / [29~94psig]	-25~+15℃ / [-13~59°F] 0.07~0.73MPa(G) / [10~106psig]	蒸发器入口、出口平均温度 Average temp. of evaporator inlet and outlet.
3	冷凝温度范围 Condensing Temp.	+30~+60℃ / [86~140°F] 1.17~2.56MPa(G) / [170~371psig]	+65℃ / [149°F] 2.88MPa(G) / [418psig]	冷凝器入口、出口平均温度 Average temp. of condenser inlet and outlet.
4	压缩比 Compression Ratio	2~6	10	
5	电动机绕组温度 Winding Temp.	115℃ / [240°F] 以下 Max	125℃ / [257°F]	
6	压缩机外壳底部温度 Shell Bottom Temp.	上限: 90℃ / [194°F] 以下 Upper Limit: 90℃ / [194°F] Max. 下限: 蒸发压力相对应饱和温度 +12K / [21°F] 以上 Lower Limit: Evaporating Temp. +12K / [21°F] Min.		运转时 When compressor is running
		下限: 环境温度 +11K / [20°F] 以上 Lower Limit: Ambient Temp. +11K / [20°F] Min.		停机时 When compressor shuts off
7	排气温度 Discharge Gas Temp.	115℃ / [240°F] 以下 Max	C-SB: 130℃ / [266°F] 以下 Max	距压缩机出口 10cm 以内位置的排气管温度 Within 100mm(4in) of the discharge fitting.
			C-SC: 135℃ / [275°F] 以下 Max	压缩机上盖中部的铜管内排气温度保护器的检测温度 Inside of the well pipe on the top of compressor
8	吸气温度 Suction Gas Temp.	吸气过热度在 5K / [10°F] 以上 Superheat: 5K / [10°F] Min.	应无由于液体吸入而引起的冲刷音 (不增加电流及振动) No excessive noise.	距压缩机吸气口 300mm 以内, 应同时满足 5, 6, 7 和 14 项要求。 It should meet the requirement of item 5, 6, 7 and 14 within 300mm of the suction fitting.
9	运转时供电电压 Running Voltage	额定电压 ± 10% Within ± 10% of the rated voltage.		运转时压缩机接线柱电压 Voltage at compressor terminals.
10	启动时供电电压 Starting Voltage	三相机: 额定电压 85% 以上 Three Phase Models: 85% of the rated voltage min.		指在启动电流升高, 电压下降时的压缩机接线柱电压 Dropped voltage at compressor terminals.
		单相机: 额定电压 90% 以上 Single Phase Models: 90% of the rated voltage min.		
11	启停周期 On/Off Period	运转时间: 至少应使油回到指定油位所需的时间 ON Period: Until the oil level returns to the center of the lower bearing. 停止时间: 至少应使高低压达到平衡所需的时间 OFF Period: Until balance of high and low pressure is obtained.		1 周期: 10 分钟 停止时间: 以 3 分钟左右为标准 For at least 7 minutes-ON/3 minutes-OFF is recommendable
12	制冷剂注入量 Refrigerant Charge	油 / 制冷剂重量比推荐为 0.35 以上 Oil/Refrigerant(wt.) ≥ 0.35		油比重: 0.94 Specific gravity of the Oil: 0.94
13	启停频度 Life Time	20 万个周期 200,000 cycles		
14	压缩机内最低油面 Minimum Oil Level	C-SB: 液面在油杯中心以上 Center of the lower bearing.	C-SC: 液面在油杯下端面 Bottom of the lower bearing.	
		C-SC: 规定注入量的 70% 以上 No less than 70% of the initial oil charge.		
15	异常升压 / 降压 Abnormal Pressure Rise/Drop	压力上升: 3.20MPa(G) / [464psig] 以下 Pressure Rise: 3.20MPa(G) / [464psig] Max.		高压开关设定值 By high pressure switch
		压力下降: 0.05MPa(G) / [7.3psig] 以上 Pressure Drop: 0.05MPa(G) / [7.3psig] Min.		低压开关设定值 By low pressure switch
16	水份 System Moisture Level	200ppm 以下 Max		
17	不凝性气体 System Uncondensable Gas Level	1% (容积比) 以下 1 Vol.% Max. 残留氧气要求在 0.1% (容积比) 以下 Residual Oxygen 0.1 Vol.% Max.		抽真空 24 小时以后绝对压力应在 1.01 kPa 以下 24 hrs. after vacuuming: 1.01kPa Max.
18	倾斜角度 Tilt	5° 以内 5° Deg. Max.		

■ 超出以上极限范围的运转必须得到我公司的认可。Operation beyond the above limits must be approved by our company.

(G): 表压 Gauge Pressure

■ R410A 机型使用标准 · 使用极限 APPLICATION STANDARD & LIMIT (R410A)

为正确使用立式涡旋压缩机，对其使用标准、使用极限作如下规定 The following requirements apply to Vertical type Hermetic Scroll Compressors:
 使用标准值 Standard: 适用于常用条件下 (日本 JIS B8616, 与 JIS B8616 相关标准、过载、低温条件下的商品运转条件) 的运转。Applicable to ordinary conditions in Japan JIS B8616 or equivalent conditions, such as standard rating conditions, maximum operating conditions, low temperature conditions, etc. 使用极限值 Limit: 适用于过渡条件下 (启动时、除霜时等) 的短时间运转。Applicable to transitional brief periods, such as start-up and beginning of defrost mode.

序号 No.	项目 Item	使用标准值 Standard	使用极限值 Limit	备注 Note
1	制冷剂 Refrigerant	R410A		
2	蒸发温度范围 Evaporating Temp.	-15~+12℃ / [5~54°F] 0.38~1.05MPa(G) [55~152psig]	-25~+15℃ / [-13~59°F] 0.23~1.15MPa(G) [33~167psig]	压力指吸气压力 Compressor Suction Pressure
3	冷凝温度范围 Condensing Temp.	+30~+60℃ / [86~140°F] 1.78~3.75MPa(G) [258~544psig]	+65℃ / [149°F] 4.18MPa(G) [606psig]	压力指排气压力 Compressor Discharge Pressure
4	压缩比 Compression Ratio	2~6	8	
5	电动机绕组温度 Winding Temp.	115℃ / [240°F] 以下 Max	125℃ / [257°F]	
6	压缩机外壳底部温度 Shell Bottom Temp.	上限: 90℃ / [194°F] 以下 Upper Limit: 90℃ / [194°F] Max. 下限: 蒸发压力相对应饱和温度 +12K / [21°F] 以上 Lower Limit: Evaporating Temp. +12K / [21°F] Min.		运转时 When compressor is running
		下限: 环境温度 +11K / [20°F] 以上 Lower Limit: Ambient Temp. +11K / [20°F] Min.		停机时 When compressor shuts off
7	排气温度 Discharge Gas Temp.	115℃ / [240°F] 以下 Max	C-SB: 130℃ / [266°F] 以下 Max	距压缩机出口 10cm 以内位置的排气管温度 Within 100mm (4in) of the discharge fitting.
			C-SC: 135℃ / [275°F] 以下 Max	压缩机上盖中部的铜管内排气温度保护器的检测温度 Inside of the well pipe on the top of compressor
8	吸气温度 Suction Gas Temp.	吸气过热度在 5K / [10°F] 以上 Superheat: 5K / [10°F] Min.	应无由于液体吸入而引起的冲刷音 (不增加电流及振动) No excessive noise.	距压缩机吸气口 300mm 以内, 应同时满足 5, 6, 7 和 14 项的要求。 It should meet the requirement of item 5, 6, 7 and 14 within 300mm of the suction fitting.
9	运转时供电电压 Running Voltage	额定电压 ± 10% Within ± 10% of the rated voltage.		运转时压缩机接线柱电压 Voltage at compressor terminals.
10	启动时供电电压 Starting voltage	三相机: 额定电压 85% 以上 Three Phase Models: 85% of the rated voltage min.		指在启动电流升高, 电压下降时的压缩机接线柱电压 Dropped voltage at compressor terminals.
		单相机: 额定电压 90% 以上 Single Phase Models: 90% of the rated voltage min.		
11	启停周期 On/Off Period	运转时间: 至少应使油回到指定油位所需的时间 ON Period: Until the oil level returns to the center of the lower bearing. 停止时间: 至少应使高低压达到平衡所需的时间 OFF Period: Until balance of high and low pressure is obtained.		1 周期: 10 分钟 停止时间: 以 3 分钟左右为标准 For at least 7 minutes-ON/3 minutes-OFF is recommendable
12	制冷剂注入量 Refrigerant Charge	油 / 制冷剂重量比推荐为 0.35 以上 Oil/Refrigerant(wt.) ≥ 0.35		油比重: 0.94 Specific gravity of the Oil: 0.94
13	启停频度 Life Time	20 万个周期 200,000 cycles		
14	压缩机内最低油面 Minimum Oil Level	C-SB: 刻有刻度的中心以上 Center of the lower bearing. C-SE: 不高于刻度的中心 Bottom of the lower bearing.		
		C-SC: 规定封入量的 70% 以上 No less than 70% of the initial oil charge.		
15	异常升压 / 降压 Abnormal Pressure Rise/Drop	压力上升: 4.15MPa(G) [602psig] 以下 Pressure Rise: 4.15MPa(G) [602psig] Max.		高压开关设定值 By high pressure switch
		压力下降: 0.15MPa(G) [22psig] 以上 Pressure Drop: 0.15MPa(G) [22psig] Min.		低压开关设定值 By low pressure switch
16	水份 System Moisture Level	200ppm 以下 Max		
17	不凝性气体 System Uncondensable Gas Level	1% (容积比) 以下 1 Vol.% Max. 残留氧气要求在 0.1% (容积比) 以下 Residual Oxygen 0.1 Vol.% Max.		抽真空 24 小时以后绝对压力应在 1.01 kPa 以下 24 hrs. after vacuuming: 1.01kPa Max.
18	倾斜角度 Tilt	5° 以内 5° Deg. Max.		

■ 超出以上极限范围的运转必须得到我公司的认可。Operation beyond the above limits must be approved by our company.

(G): 表压 Gauge Pressure

■ R134a 机型使用标准 · 使用极限 APPLICATION STANDARD & LIMIT (R134a)

为正确使用立式涡旋压缩机，对其使用标准、使用极限作如下规定 The following requirements apply to Vertical type Hermetic Scroll Compressors:
 使用标准值 Standard: 适用于常用条件下 (日本 JIS B8616, 与 JIS B8616 相关标准、过载、低温条件下的商品运转条件) 的运转。Applicable to ordinary conditions in Japan JIS B8616 or equivalent conditions, such as standard rating conditions, maximum operating conditions, low temperature conditions, etc. 使用极限值 Limit: 适用于过渡条件下 (启动时、除霜时等) 的短时间运转。Applicable to transitional brief periods, such as start-up and beginning of defrost mode.

序号 No.	项目 Item	使用标准值 Standard	使用极限值 Limit	备注 Note
1	制冷剂 Refrigerant	R134a		
2	蒸发温度范围 Evaporating Temp.	-12~+12℃ / [10~54°F] 0.09~0.34MPa(G) [13~49psig]	-15~+15℃ / [5~59°F] 0.06~0.39MPa(G) [9~57psig]	压力指吸气压力 Compressor Suction Pressure
3	冷凝温度范围 Condensing Temp.	+30~+70℃ / [86~158°F] 0.67~2.02MPa(G) [97~293psig]	+75℃ / [167°F] 2.26MPa(G) [328psig]	压力指排气压力 Compressor Discharge Pressure
4	压缩比 Compression Ratio	2~6	10	
5	电动机绕组温度 Winding Temp.	115℃ / [240°F] 以下 Max	125℃ / [257°F]	
6	压缩机外壳底部温度 Shell Bottom Temp.	上限: 90℃ / [194°F] 以下 Upper Limit: 90℃ / [194°F] Max. 下限: 蒸发压力相对应饱和温度 +12K / [21°F] 以上 Lower Limit: Evaporating Temp. +12K / [21°F] Min.		运转时 When compressor is running
		下限: 环境温度 +11K / [20°F] 以上 Lower Limit: Ambient Temp. +11K / [20°F] Min.		停机时 When compressor shuts off
7	排气温度 Discharge Gas Temp.	115℃ / [240°F] 以下 Max	C-SB: 115℃ / [240°F] 以下 Max	距压缩机出口 10cm 以内位置的排气管温度 Within 100mm (4in) of the discharge fitting.
			C-SC: 115℃ / [240°F] 以下 Max	压缩机上盖中部的铜管内排气温度保护器的检测温度 Inside of the well pipe on the top of compressor
8	吸气温度 Suction Gas Temp.	吸气过热度在 5K / [10°F] 以上 Superheat: 5K / [10°F] Min.	应无由于液体吸入而引起的冲刷音 (不增加电流及振动) No excessive noise.	距压缩机吸气口 300mm 以内, 应同时满足 5, 6, 7 和 14 项的要求。 It should meet the requirement of item 5, 6, 7 and 14 within 300mm of the suction fitting.
9	运转时供电电压 Running Voltage	额定电压 ± 10% Within ± 10% of the rated voltage.		运转时压缩机接线柱电压 Voltage at compressor terminals.
10	启动时供电电压 Starting voltage	三相机: 额定电压 85% 以上 Three Phase Models: 85% of the rated voltage min.		指在启动电流升高, 电压下降时的压缩机接线柱电压 Dropped voltage at compressor terminals.
		单相机: 额定电压 90% 以上 Single Phase Models: 90% of the rated voltage min.		
11	启停周期 On/Off Period	运转时间: 至少应使油回到指定油位所需的时间 ON Period: Until the oil level returns to the center of the lower bearing. 停止时间: 至少应使高低压达到平衡所需的时间 OFF Period: Until balance of high and low pressure is obtained.		1 周期: 10 分钟 停止时间: 以 3 分钟左右为标准 For at least 7 minutes-ON/3 minutes-OFF is recommendable
12	制冷剂注入量 Refrigerant Charge	油 / 制冷剂重量比推荐为 0.35 以上 Oil/Refrigerant(wt.) ≥ 0.35		油比重: 0.94 Specific gravity of the Oil: 0.94
13	启停频度 Life Time	20 万个周期 200,000 cycles		
14	压缩机内最低油面 Minimum Oil Level	C-SB: 刻有刻度的中心以上 Center of the lower bearing. C-SE: 不高于刻度的中心 Bottom of the lower bearing.		
		C-SC: 规定封入量的 70% 以上 No less than 70% of the initial oil charge.		
15	异常升压 / 降压 Abnormal Pressure Rise/Drop	压力上升: 2.40MPa(G) [348psig] 以下 Pressure Rise: 2.40MPa(G) [348psig] Max.		高压开关设定值 By high pressure switch
		压力下降: 0.03MPa(G) [4.35psig] 以上 Pressure Drop: 0.03MPa(G) [4.35psig] Min.		低压开关设定值 By low pressure switch
16	水份 System Moisture Level	200ppm 以下 Max		
17	不凝性气体 System Uncondensable Gas Level	1% (容积比) 以下 1 Vol.% Max. 残留氧气要求在 0.1% (容积比) 以下 Residual Oxygen 0.1 Vol.% Max.		抽真空 24 小时以后绝对压力应在 1.01 kPa 以下 24 hrs. after vacuuming: 1.01kPa Max.
18	倾斜角度 Tilt	5° 以内 5° Deg. Max.		

■ 超出以上极限范围的运转必须得到我公司的认可。Operation beyond the above limits must be approved by our company.

(G): 表压 Gauge Pressure

■ R22 低温机型使用标准·使用极限 APPLICATION STANDARD & LIMIT (R22)

为正确使用立式低温涡旋压缩机, 对其使用标准、使用极限作如下规定 The following requirements apply to Vertical type Hermetic Scroll Compressors:
使用标准值 Standard: 适用于常用条件下(标准、过载、低温条件下的商品运转条件)的运转。Applicable to ordinary conditions equivalent conditions, such as standard rating conditions, maximum operating conditions, low temperature conditions, etc.

使用极限值 Limit: 适用于过渡条件下(启动时、除霜时等)的短时间运转。Applicable to transitional brief periods, such as start-up and beginning of defrost mode.

序号 No.	项目 Item	使用标准值 Standard	使用极限值 Limit	备注 Note
1	制冷剂 Refrigerant	R22 (符合日本 JIS K1517 标准) R22 (Meet the standard of Japan JIS K1517)		
2	蒸发温度范围 Evaporating Temp.	-40~-5℃ (0.004~0.320MPa(G))		压力指吸气压力 Compressor Suction Pressure
3	冷凝温度范围 Condensing Temp.	+30~+55℃ (1.09~2.08MPa(G))	+63℃ (2.49MPa(G))	确保温度膨胀阀前后的差压在 0.8MPa (G) 以上 To ensure pressure difference between expansion valve's inlet and outlet over 0.8 MPa(G).
4	压缩比 Compression Ratio	24 以下 Max		
5	电动机绕组温度 Winding Temp.	90℃以下 Max	110℃	
6	压缩机外壳底部温度 Shell Bottom Temp.	上限: 90℃以下 Upper Limit: 90℃ Max. 下限: 比蒸发压力相对饱和温度高 12℃以上 (运转时) Lower Limit: Evaporating Temp. +12℃ Min. (When comp. is running) 下限: 比环境温度高 11℃以上 (停机时) Lower Limit: Ambient Temp. +11℃ Min. (When comp. shuts off)		安装曲轴箱加热器 To install crankcase heater.
7	排气温度 Discharge Gas Temp.	115℃以下 Max	125℃	上盖盲管内检测温度 To detect the temperature inside of well pipe.
		排气热传感器的设定值为: 128℃ ON, 75℃ OFF Discharge Thermostat Setting: 128℃ ON, 75℃ OFF.		
8	吸气温度 Suction Gas Temp.	18℃以下 Max 吸气过热度在 5K 以上 Superheat: 5K Min.	应无由于液体吸入而引起的冲 刷音 (不增加电流及振动) No excessive noise.	压缩机入口 30cm 以内位置的吸气管温 度。能够满足 5,6,7,14 项的要求。 It should meet the requirement of item 5,6,7 and 14 within 300mm of the suction fitting.
9	运转时供电电压 Running Voltage	额定电压 ± 10% Within ± 10% of the rated voltage.		
		运转时压缩机接线柱电压 Voltage at compressor terminals.		
10	启动时供电电压 Starting voltage	额定电压 85% 以上 Three Phase Models: 85% of the rated voltage min.		
		指在启动电流升高, 电压下降时的压缩机接线柱电压 Dropped voltage at compressor terminals.		
11	启停周期 On/Off Period	运转时间: 至少应使油回到指定油位所需的时间 ON Period: Until the oil level returns to the center of the lower bearing. 停止时间: 至少应使高低压达到平衡所需的时间 OFF Period: Until balance of high and low pressure is obtained.		
		1 周期: 10 分钟 停止时间: 以 3 分钟左右为标准 For at least 7 minutes-ON/3 minutes-OFF is recommendable		
12	制冷剂注入量 Refrigerant Charge	制冷剂充入量应尽量少 To minimum the charged refrigerant. 膨胀阀前不应产生闪发气体 No flash gas in front of expansion valve.		
		通过商品的冷却、温度、压力等适当调节 Properly adjust according to the commodities cooling, temperature, pressure, etc...		
13	启停频度 Life Time	20 万个周期 200,000 cycles		
14	压缩机内油面 Minimum Oil Level	运转时, 保持视油镜的 [LOW] 水平 Keep oil level above "LOW" grade when in operation		
15	异常升压/降压 Abnormal Pressure Rise/Drop	压力上升: 2.55MPa(G) 以下 Pressure Rise: 2.55MPa(G) Max. 压力下降: -0.02MPa(G) 以上 Pressure Drop: -0.02MPa(G) Min.	高压开关设定值 By high pressure switch 低压开关设定值 By low pressure switch	
16	水份 System Moisture Level	制冷回路中水份要求在 200ppm 以下 Keep the moisture in refrigeration loop below 200ppm. 使用干燥时推荐右侧部件 If drier in need, right part in recommendation.		
		干砂芯: SANYO 产 D-S 类型 Dry sand core D-S Type from SANYO.		
17	不凝性气体 System Uncondensable Gas Level	制冷回路中不凝性气体要求在 1% (容积比) 以下 1 Vol.% Max. 残留氧气要求在 0.1% (容积比) 以下 Residual Oxygen 0.1 Vol.% Max.		
		抽真空 24 小时以后绝对压力应在 1.01 kPa 以下 24 hrs. after vacuuming: 1.01 kPa Max.		
18	倾斜角度 Tilt	压缩机倾斜最大 5° 以内 5° Deg. Max.		

■ 超出以上极限范围的运转必须得到我公司的认可。Operation beyond the above limits must be approved by our company.

(G): 表压 Gauge Pressure

■ R404A 低温机型使用标准·使用极限 APPLICATION STANDARD & LIMIT (R404A)

为正确使用立式低温涡旋压缩机, 对其使用标准、使用极限作如下规定 The following requirements apply to Vertical type Hermetic Scroll Compressors:
使用标准值 Standard: 适用于常用条件下(标准、过载、低温条件下的商品运转条件)的运转。Applicable to ordinary conditions equivalent conditions, such as standard rating conditions, maximum operating conditions, low temperature conditions, etc.

使用极限值 Limit: 适用于过渡条件下(启动时、除霜时等)的短时间运转。Applicable to transitional brief periods, such as start-up and beginning of defrost mode.

序号 No.	项目 Item	使用标准值 Standard	使用极限值 Limit	备注 Note
1	制冷剂 Refrigerant	R404A		
2	蒸发温度范围 Evaporating Temp.	-45~-5℃ (0.004~0.411MPa(G))		压力指吸气压力 Compressor Suction Pressure
3	冷凝温度范围 Condensing Temp.	+30~+50℃ (1.31~2.18MPa(G))	+58℃ (2.63MPa(G))	确保温度膨胀阀前后的差压在 0.8MPa (G) 以上 To ensure pressure difference between expansion valve's inlet and outlet over 0.8 MPa(G).
4	压缩比 Compression Ratio	24 以下 Max		
5	电动机绕组温度 Winding Temp.	90℃以下 Max	110℃	
6	压缩机外壳底部温度 Shell Bottom Temp.	上限: 90℃以下 Upper Limit: 90℃ Max. 下限: 比蒸发压力相对饱和温度高 12℃以上 (运转时) Lower Limit: Evaporating Temp. +12℃ Min. (When comp. is running) 下限: 比环境温度高 11℃以上 (停机时) Lower Limit: Ambient Temp. +11℃ Min. (When comp. Shuts off)		安装曲轴箱加热器 To install crankcase heater.
7	排气温度 Discharge Gas Temp.	115℃以下 Max	125℃	上盖盲管内检测温度 To detect the temperature inside of well pipe.
		排气热传感器的设定值为: 128℃ ON, 75℃ OFF Discharge Thermostat Setting: 128℃ ON, 75℃ OFF.		
8	吸气温度 Suction Gas Temp.	18℃以下 Max 吸气过热度在 5K 以上 Superheat: 5K Min.	应无由于液体吸入而引起的冲 刷音 (不增加电流及振动) No excessive noise.	压缩机入口 30cm 以内位置的吸气管温 度。能够满足 5,6,7,14 项的要求。 It should meet the requirement of item 5,6,7 and 14 within 300mm of the suction fitting.
9	运转时供电电压 Running Voltage	额定电压 ± 10% Within ± 10% of the rated voltage.		
		运转时压缩机接线柱电压 Voltage at compressor terminals.		
10	启动时供电电压 Starting voltage	额定电压 85% 以上 Three Phase Models: 85% of the rated voltage min.		
		指在启动电流升高, 电压下降时的压缩机接线柱电压 Dropped voltage at compressor terminals.		
11	启停周期 On/Off Period	运转时间: 至少应使油回到指定油位所需的时间 ON Period: Until the oil level returns to the center of the lower bearing. 停止时间: 至少应使高低压达到平衡所需的时间 OFF Period: Until balance of high and low pressure is obtained.		
		1 周期: 10 分钟 停止时间: 以 3 分钟左右为标准 For at least 7 minutes-ON/3 minutes-OFF is recommendable		
12	制冷剂注入量 Refrigerant Charge	制冷剂充入量应尽量少 To minimum the charged refrigerant. 膨胀阀前不应产生闪发气体 no flash gas in front of expansion valve.		
		通过商品的冷却、温度、压力等适当调节 Properly adjust according to the commodities cooling, temperature, pressure, etc...		
13	启停频度 Life Time	20 万个周期 200,000 cycles		
14	压缩机内油面 Minimum Oil Level	运转时, 保持视油镜的 [LOW] 水平 Keep oil level above "LOW" grade when in operation		
15	异常升压/降压 Abnormal Pressure Rise/Drop	压力上升: 2.78MPa(G) 以下 Pressure Rise: 2.78MPa(G) Max. 压力下降: 0.005MPa(G) 以上 Pressure Drop: 0.005MPa(G) Min.	高压开关设定值 By high pressure switch 低压开关设定值 By low pressure switch	
16	水份 System Moisture Level	制冷回路中水份要求在 200ppm 以下 Keep the moisture in refrigeration loop below 200ppm. 使用干燥时推荐右侧部件 If drier in need, right part in recommendation.		
		干砂芯: SANYO 产 D-S 类型 Dry sand core D-S Type from SANYO.		
17	不凝性气体 System Uncondensable Gas Level	制冷回路中不凝性气体要求在 1% (容积比) 以下 1 Vol.% Max. 残留氧气要求在 0.1% (容积比) 以下 Residual Oxygen 0.1 Vol.% Max.		
		抽真空 24 小时以后绝对压力应在 1.01 kPa 以下 24 hrs. after vacuuming: 1.01 kPa Max.		
18	倾斜角度 Tilt	压缩机倾斜最大 5° 以内 5° Deg. Max.		

■ 超出以上极限范围的运转必须得到我公司的认可。Operation beyond the above limits must be approved by our company.

(G): 表压 Gauge Pressure

■ DC-INV R410A 机型使用标准 Application Standard & Limit (R410A DC Inverter)

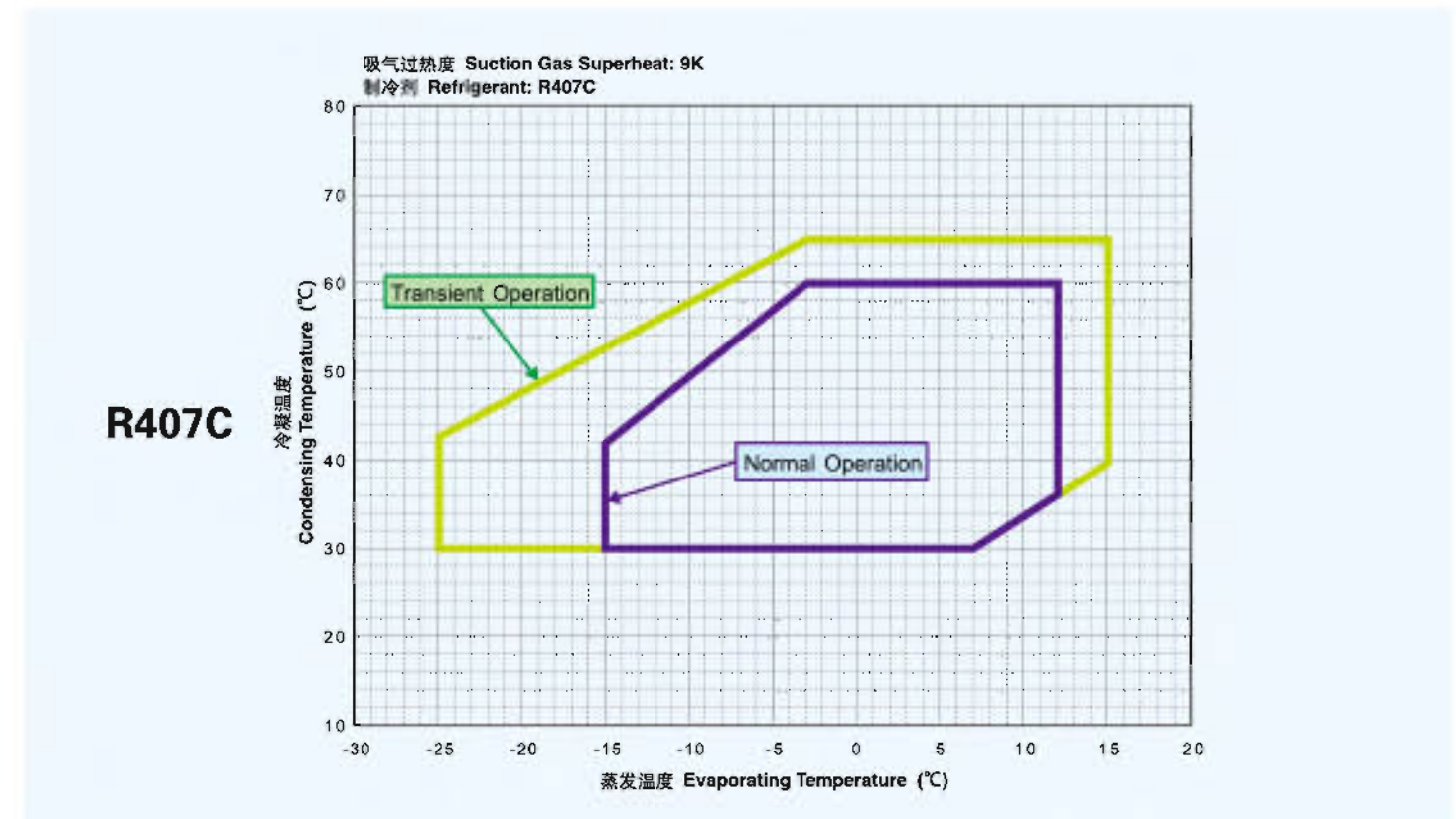
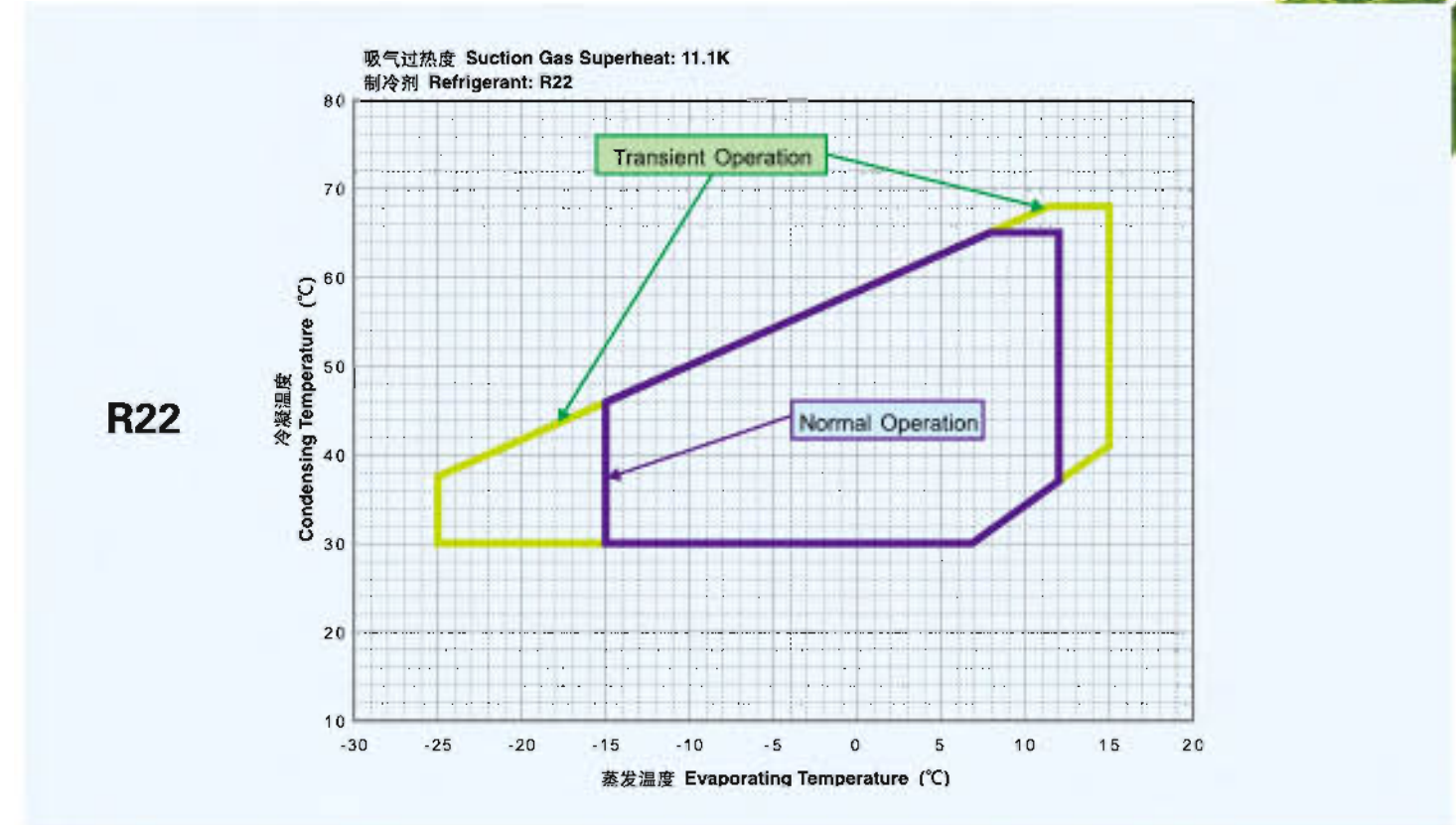
为正确使用直流变频涡旋压缩机, 对其使用标准、使用极限作如下规定: The following requirements apply to DC Inverter driven vertical type hermetic scroll compressors: 使用标准值: 适用于常用条件下(日本 JIS B8616、与 JIS B8616 相关的标准、过载、低温条件下的商品运转条件)的运转。Standard: Applicable to ordinary conditions in Japan JIS B8616 or standards relative to JIS B8616, such as standard rating conditions, maximum operating conditions, low temperature conditions, etc.

序号 No	项目 Item	使用标准值 Standard	备注 Note
1	制冷剂 Refrigerant	R410A	
2	蒸发温度 Evaporating Temp.	-15 ~ +13℃ 0.38 ~ 1.08MPa (G)	(压力指吸气压力) (Comp. suction pressure)
3	冷凝温度 Condensing Temp.	65℃以下 Max. ~ 4.1MPa (G)	(压缩机排气压力) (Comp. discharge pressure)
4	压缩比 Compression Ratio	2~8 (启动、除霜等除外) 2~8 (not apply to start, defrost conditions)	
5	电动机绕组温度 Winding Temp.	120℃以下 Max.	
6	压缩机外壳底部温度 Shell Bottom Temp.	100℃以下 Max. 冷凝温度 +0.5K 以上 Condensing Temp.+0.5K Min. (comp. running)	
7	排气温度 Discharge Gas Temp.	115℃以下 Max.	压缩机排气管后 10cm 位置温度或者上盖穿孔管内温度 10cm within discharge port or inside of the well pipe on top case
8	吸气温度 Suction Gas Temp.	吸气过热度在 5K 以上 Superheat: 5K Min.	压缩机入口 30cm 以内位置的吸气管温度。 Within 30cm of the suction fitting.
9	变频器输入电压 (运转时) Input Voltage to Inverter (running)	额定电压 ± 20% Rated Voltage ± 20%	运转时变频器输出电压 Output Voltage of DC Inverter (running)
10	变频器输入电压 (启动时) Input Voltage to Inverter (starting)	三相: 额定电压 85% 以上 Three Phase Models: 85% of the rated voltage min.	指在启动电流升高, 电压下降时的变频器电压 Dropped voltage to inverter
11	启停周期 On/Off Period	运转时间: 至少应使油回到指定油位所需的时间 On Period: Until the oil level returns to the specified level 停止时间: 至少应使高低压达到平衡所需的时间 Off Period: Until balance of high and low pressure is obtained	1 周期: 10 分钟以上 停止: 3 分钟以上; 运转: 5 分钟以上 'One cycle: 10 mins. For at least 5 minutes -on/3 minutes-off is recommendable.
12	制冷剂注入量 Refrigerant Charge	制冷剂充入量应尽量少 (油 / 制冷剂重量比推荐为 0.35 以上) oil/refrigerant(wt.) ≥ 0.35	油比重: 0.94 Specific gravity of the Oil: 0.94
13	启停频度 Life Time	20 万个周期 200,000 cycle	
14	压缩机内油面 Minimum Oil Level	不低于压缩机下轴承的下端面 No less than the bottom of the lower bearing	
15	异常升压 / 降压 Abnormal Pressure Rise/Drop	压力上升: 4.15MPa (G) 以下 Pressure Rise: 4.15MPa(G)Max. 压力下降: 0.15MPa (G) 以上 Pressure Drop: 0.15MPa(G) Min.	高压开关设定值 By high pressure switch 低压开关设定值 By low pressure switch
16	水份 System Moisture Level	制冷回路中水份要求在 200ppm 以下 200ppm Max. 使用干燥时推荐右部件	推荐品: 干燥器 SANYO 产 D-S 型式
17	不凝性气体 System Uncondensable Gas Level	制冷回路中不凝性气体要求在 1% (容积比) 以下 1 Vol.% Max. 残留氧气要求在 0.1% (容积比) 以下 Residual Oxygen 0.1 Vol.% Max.	抽真空 24 小时以后绝对压力应在 1.01 kPa 以下 24 hrs. after vacuuming: 1.01kPa Max.
18	倾斜角度 Tilt	压缩机倾斜最大 5° 以内 5° Deg.Max.	

■ 超出以上极限范围的运转必须得到我公司的认可。Operation beyond the above limits must be approved by our company.

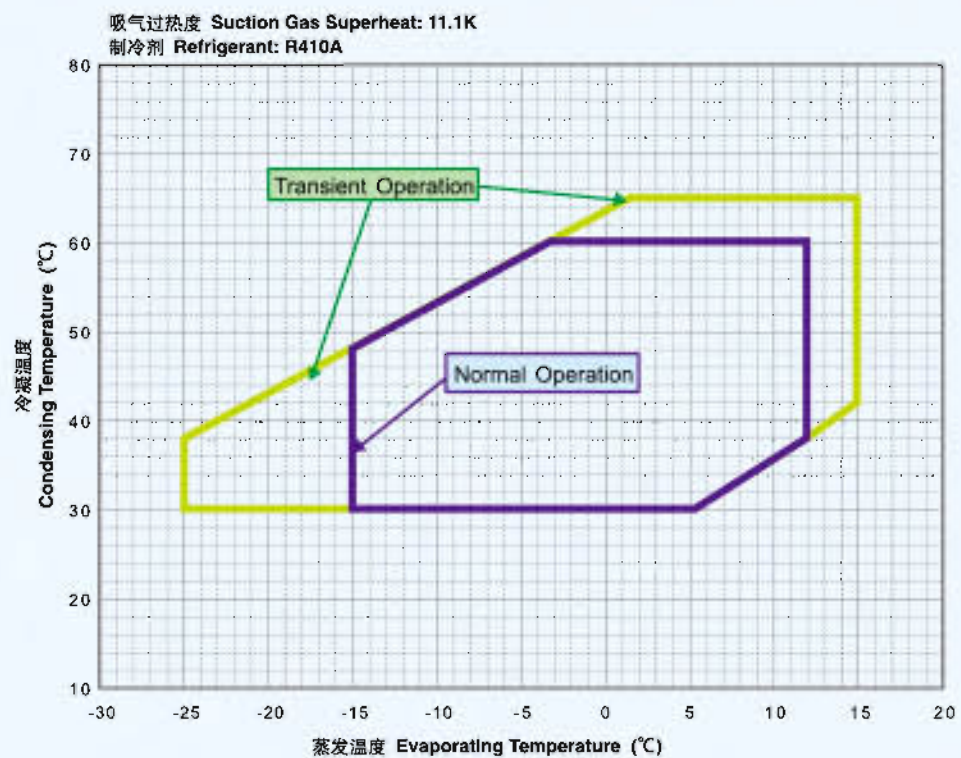
(G): 表压 Gauge Pressure

■ 运转范围 Operating Envelope (for Air Conditioning)



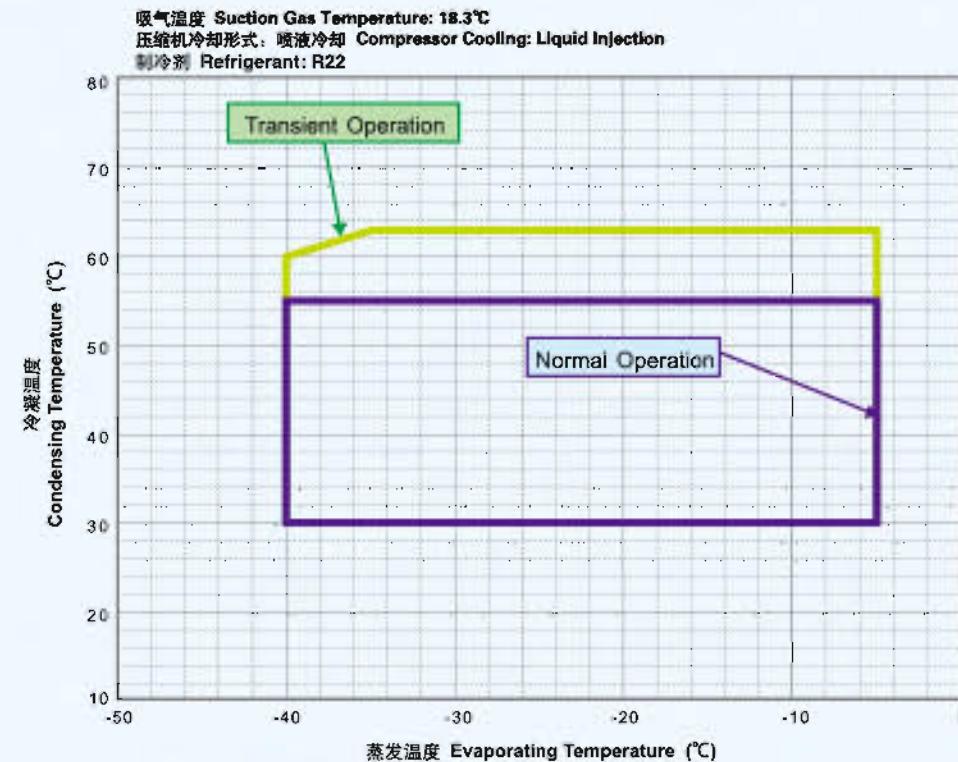
■ 运转范围 Operating Envelope (for Air Conditioning)

R410A

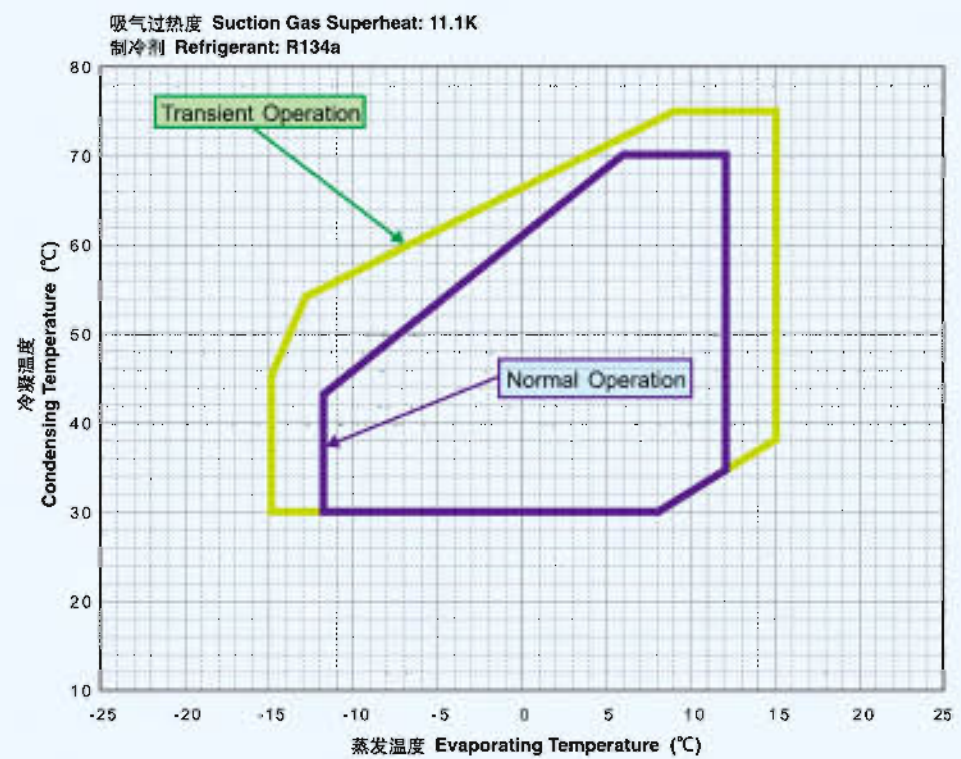


■ 运转范围 Operating Envelope (for Refrigeration)

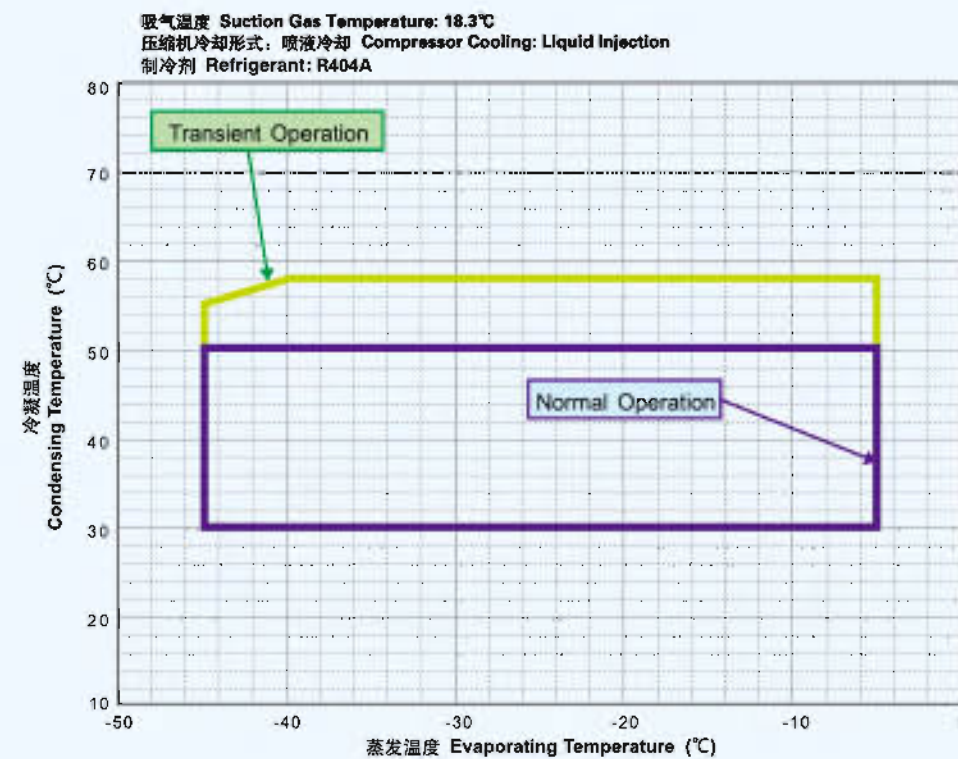
R22



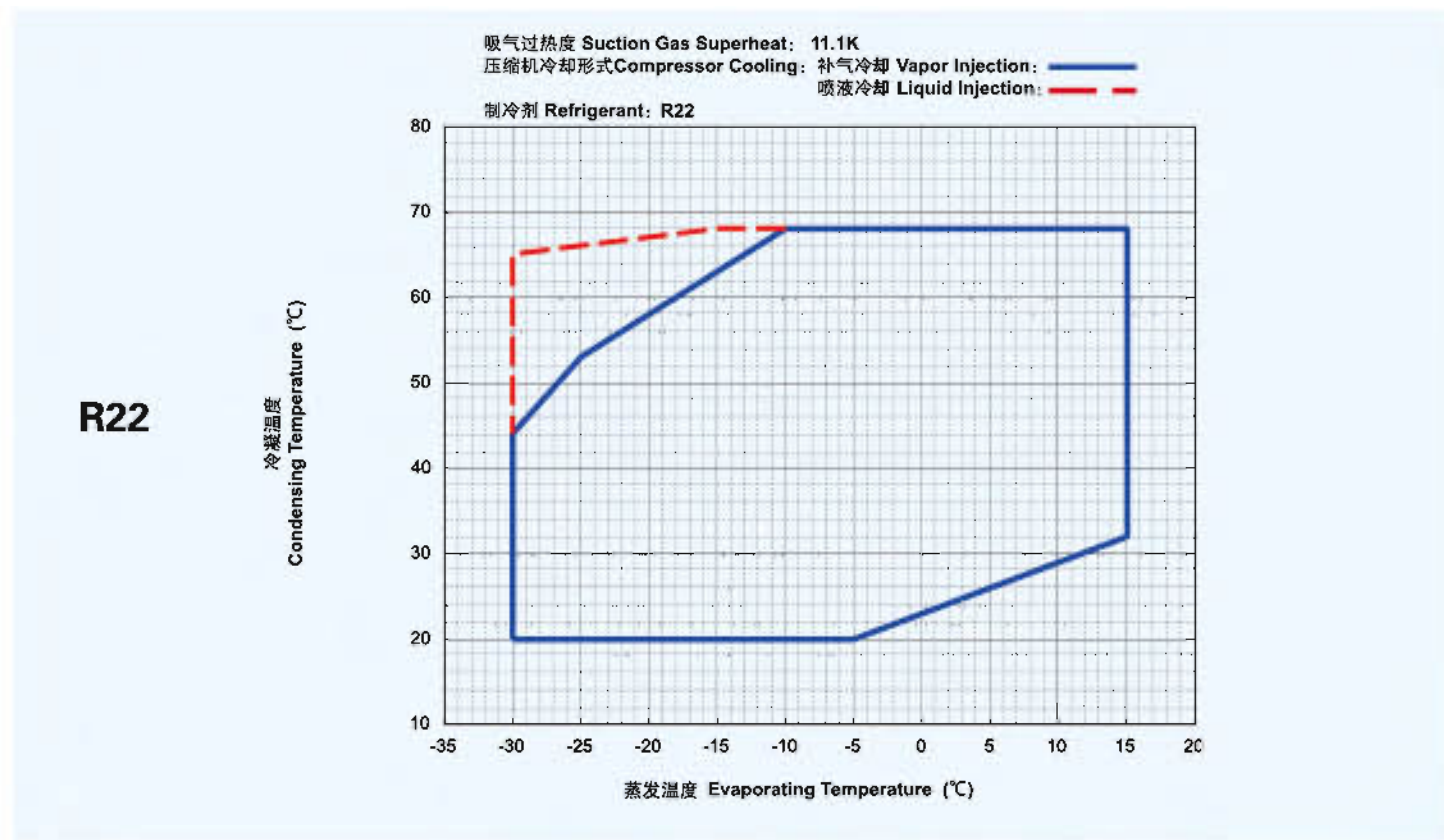
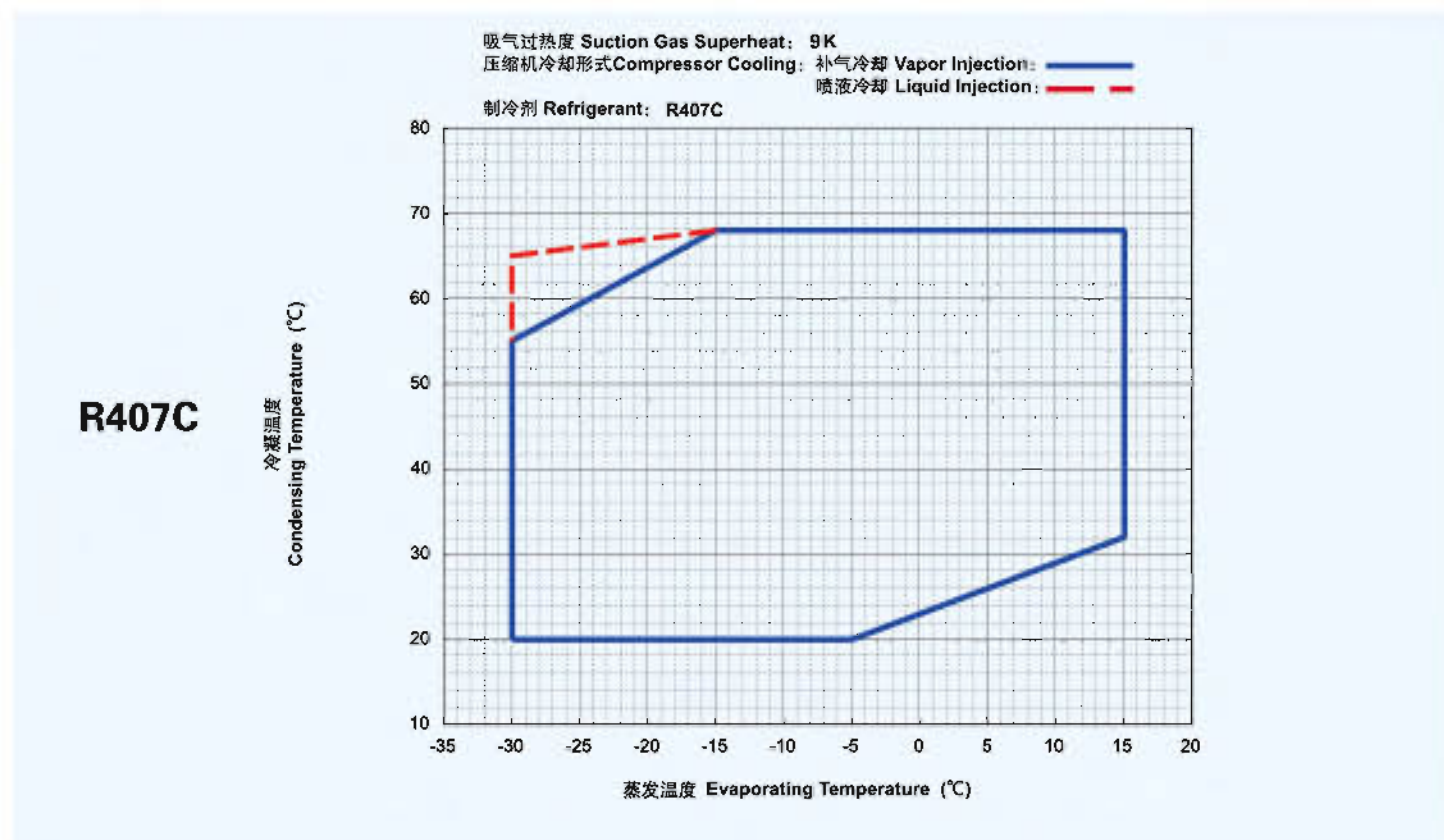
R134a



R404A



■ 运转范围 Operating Envelope (for Heat Pump)



■ B,C 系列空调应用涡旋压缩机


C-SB, C-SC Series Scroll Compressor for Air Conditioning

■ R22-B8 (50Hz 380-415V / 60Hz 440-460V)

相 Phase	额定功率 Out Put HP	排气量 Displacement cm ³ /rev	压缩机型号 Compressor Model	压缩机代号 Compressor Code	启动 方式 Starting Method	50Hz				60Hz				外观图代号 Outline Graph Code
						制冷量 Capacity		COP		制冷量 Capacity		COP		
						kW	kBTU/h	W/W	BTU/Wh	kW	kBTU/h	W/W	BTU/Wh	
3	3.5	51.8	C-SB263H8B	809 831 88	-	9.15	31.2	3.10	10.6	11.2	38.2	3.20	10.9	B
			C-SB263H8C	809 832 88	-	9.15	31.2	3.10	10.6	11.2	38.2	3.20	10.9	A
	4	66.8	C-SB263H8A	809 830 88	-	9.60	32.8	3.10	10.6	11.8	40.3	3.19	10.9	B
			C-SB303H8A	809 840 88	-	11.8	40.3	3.23	11.0	14.4	49.2	3.27	11.2	A
	4.5	77.4	C-SB303H8G	809 846 88	-	11.8	40.3	3.23	11.0	14.4	49.2	3.27	11.2	At
			C-SB353H8A	809 842 88	-	13.5	46.1	3.18	10.9	16.7	57.0	3.28	11.2	A
	5	83.2	C-SB353H8G	809 847 88	-	13.5	46.1	3.18	10.9	16.7	57.0	3.28	11.2	At
			C-SB373H8A	809 850 88	-	14.5	49.5	3.19	10.9	17.9	61.1	3.23	11.0	A
			C-SB373H8G	809 856 88	-	14.5	49.5	3.19	10.9	17.9	61.1	3.23	11.0	At
	5.5	90.6	C-SB373H8F	809 855 88	-	15.0	51.2	3.19	10.9	18.4	62.8	3.20	10.9	A
			C-SBR195H38A	-	-	16.0	54.6	3.20	10.9	19.4	66.2	3.23	11.0	A
	6	100.0	C-SB453H8A	809 860 88	-	17.7	60.4	3.26	11.1	21.5	73.4	3.24	11.1	A
			C-SB453H8G	809 866 88	-	17.7	60.4	3.26	11.1	21.5	73.4	3.24	11.1	At
	7	110.2	C-SBR235H38A	-	-	19.2	65.6	3.20	10.9	23.2	79.2	3.27	11.2	A
			C-SBR235H38B	-	-	19.2	65.6	3.20	10.9	23.2	79.2	3.27	11.2	At
	8	131.9	C-SC583H8H	809 284 88	-	23.6	80.6	3.30	11.3	28.5	97.3	3.26	11.1	D
			C-SC583H8K	809 286 88	-	23.6	80.6	3.30	11.3	28.5	97.3	3.26	11.1	Dt
			C-SC603H8H	809 281 88	-	24.5	83.6	3.31	11.3	29.6	101.1	3.29	11.2	D
	9	148.8	C-SC603H8K	809 283 88	-	24.5	83.6	3.31	11.3	29.6	101.1	3.29	11.2	Dt
			C-SC673H8H	809 291 88	-	26.5	90.5	3.29	11.2	32.0	109.3	3.27	11.2	D
	10	171.2	C-SC673H8K	809 293 88	-	26.5	90.5	3.29	11.2	32.0	109.3	3.27	11.2	Dt
			C-SC753H8H	809 201 88	-	30.6	104.5	3.38	11.5	36.9	126.0	3.32	11.3	E
	12	205.4	C-SC753H8K	809 203 88	-	30.6	104.5	3.38	11.5	36.9	126.0	3.32	11.3	Et
			C-SC753H8T	809 205 88	-	30.6	104.5	3.38	11.5	36.9	126.0	3.32	11.3	Ht
C-SC863H8H			809 224 88	-	35.2	120.2	3.32	11.3	-	-	-	-	E	
12	205.4	C-SC903H8H	809 221 88	-	36.1	123.3	3.31	11.3	-	-	-	-	E	
		C-SC903H8K	809 223 88	-	36.1	123.3	3.31	11.3	-	-	-	-	Et	
		C-SC903H8T	809 225 88	-	36.1	123.3	3.31	11.3	-	-	-	-	Ht	

■ R22-B8 (50Hz 380-415V / 60Hz 440-460V)

相 Phase	额定功率 Out Put HP	排气量 Displacement cm ³ /rev	压缩机型号 Compressor Model	压缩机代号 Compressor Code	启动 方式 Starting Method	50Hz				60Hz				外观图代号 Outline Graph Code
						制冷量 Capacity		COP		制冷量 Capacity		COP		
						kW	kBTU/h	W/W	BTU/Wh	kW	kBTU/h	W/W	BTU/Wh	
3	3.5	55.7	C-SBX120H38A	-	-	10.0	34.1	3.35	11.4	12.0	41.0	3.38	11.5	A
	4	66.8	C-SBX145H38A	-	-	12.0	41.0	3.40	11.6	14.6	49.8	3.42	11.7	A
	4.3	70.9	C-SBX150H38A	-	-	12.8	43.7	3.40	11.6	15.5	52.9	3.42	11.7	A
			C-SBX150H38C	-	-	12.8	43.7	3.50	11.9	15.6	53.3	3.50	11.9	A
	4.4	73.2	C-SBX160H38A	-	-	13.1	44.7	3.40	11.6	15.8	53.9	3.42	11.7	A
	4.5	76.0	C-SBX165H38A	809 745 88	-	13.5	46.1	3.33	11.4	16.3	55.7	3.33	11.4	A
			C-SBX165H38B	809 746 88	-	13.5	46.1	3.33	11.4	16.3	55.7	3.33	11.4	At
			C-SBX165H38C	-	-	13.6	46.4	3.32	11.3	16.5	56.3	3.33	11.4	A
	5	81.0	C-SBX180H38A	809 750 88	-	14.3	48.8	3.33	11.4	17.3	59.1	3.33	11.4	A
			C-SBX180H38B	809 751 88	-	14.3	48.8	3.33	11.4	17.3	59.1	3.33	11.4	At
			C-SBX180H38C	809 753 88	-	14.7	50.2	3.30	11.3	17.8	60.8	3.30	11.3	A
			C-SBX180H38D	809 754 88	-	14.7	50.2	3.30	11.3	17.8	60.8	3.30	11.3	At
	5.5	90.6	C-SBX195H38A	-	-	16.3	55.7	3.33	11.4	19.8	67.6	3.38	11.5	A
	6	100.0	C-SBX215H38P	-	-	17.7	60.4	3.33	11.4	21.5	73.4	3.33	11.4	A
	12	194.9	C-SCX435H38B	-	-	36.1	123.2	3.47	11.8	42.1	143.8	3.45	11.8	M



B,C 系列空调应用涡旋压缩机 C-SB, C-SC Series Scroll Compressor for Air Conditioning

R22-B8 (50Hz 380-415V / 60Hz 440-460V)

EVI Models

相 Phase	额定功率 Out Put HP	排气量 Displacement cm ³ /rev	压缩机型号 Compressor Model	压缩机代号 Compressor Code	启动 方式 Starting Method	50Hz Cooling				50Hz Heating				外观图代号 Outline Graph Code
						制冷量 Capacity		COP		制热量 Capacity		COP		
						kW	kBTU/h	W/W	BTU/Wh	kW	kBTU/h	W/W	BTU/Wh	
3	3.5	55.7	C-SBR120H38Q	-	-	10.0	34.1	3.21	11.0	10.3	35.2	3.33	11.4	-
	4	66.8	C-SBR145H38Q	-	-	11.9	40.6	3.25	11.1	12.0	41.0	3.33	11.4	-
	5	83.2	C-SBR180H38Q	-	-	14.8	50.5	3.33	11.4	14.8	50.5	3.36	11.5	-
	6	96.2	C-SBR205H38Q	-	-	17.0	58.0	3.22	11.0	16.7	57.0	3.37	11.5	-
	8	137.0	C-SCR295H38Q	-	-	24.5	83.6	3.31	11.3	24.5	83.6	3.36	11.5	-
	10	171.2	C-SCR370H38Q	-	-	30.6	104.5	3.38	11.5	29.6	101.1	3.36	11.5	-
	12	205.4	C-SCR435H38Q	-	-	36.0	122.9	3.30	11.3	35.5	121.2	3.37	11.5	-

R22-B5 (50Hz 220-240V)

EVI Models

相 Phase	额定功率 Out Put HP	排气量 Displacement cm ³ /rev	压缩机型号 Compressor Model	压缩机代号 Compressor Code	启动 方式 Starting Method	50Hz Cooling				50Hz Heating				外观图代号 Outline Graph Code
						制冷量 Capacity		COP		制热量 Capacity		COP		
						kW	kBTU/h	W/W	BTU/Wh	kW	kBTU/h	W/W	BTU/Wh	
1	3.5	55.7	C-SBR120H15Q	-	PSC	10.6	36.2	3.02	10.3	10.8	36.9	3.21	11.0	-
	4	66.8	C-SBR145H15Q	-	PSC	12.4	42.3	3.15	10.8	12.1	41.3	3.32	11.3	-

R22-B5 (50Hz 220-240V)

相 Phase	额定功率 Out Put HP	排气量 Displacement cm ³ /rev	压缩机型号 Compressor Model	压缩机代号 Compressor Code	启动 方式 Starting Method	50Hz				外观图代号 Outline Graph Code
						制冷量 Capacity		COP		
						kW	kBTU/h	W/W	BTU/Wh	
1	3.5	51.8	C-SBR110H15A	-	PSC	9.10	31.1	2.94	10.0	A
		55.7	C-SBR120H15A	-	PSC	9.70	33.1	2.98	10.2	A
	4	66.8	C-SBR145H15A	-	PSC	11.7	39.9	3.12	10.7	A
	4.5	77.4	C-SBR165H15A	-	PSC	13.7	46.8	3.08	10.5	A
	5	83.2	C-SBR180H15A	-	PSC	14.7	50.2	3.16	10.8	A
	5.8	93.1	C-SBR200H15H	-	PSC	16.4	56.0	3.12	10.7	J
3	4	66.8	C-SB303H5A	809 840 85	-	11.7	39.9	3.16	10.8	A
	5	83.2	C-SB373H5A	809 850 85	-	14.7	50.2	3.16	10.8	A
	6	100.0	C-SB453H5A	809 860 85	-	17.8	60.8	3.24	11.1	A
	8	137.0	C-SC603H5H	809 281 85	-	24.2	82.6	3.29	11.2	D
	10	171.2	C-SC753H5H	809 201 85	-	30.6	104.5	3.36	11.5	E
	12	205.4	C-SC903H5H	809 221 85	-	36.0	122.9	3.30	11.3	E

R22-B5 (50Hz 220-240V)

T3 Models

相 Phase	额定功率 Out Put HP	排气量 Displacement cm ³ /rev	压缩机型号 Compressor Model	压缩机代号 Compressor Code	启动 方式 Starting Method	50Hz				外观图代号 Outline Graph Code
						制冷量 Capacity		COP		
						kW	kBTU/h	W/W	BTU/Wh	
1	3.5	55.7	C-SBR120H15P	-	PSC	9.70	33.1	2.98	10.2	A
	4	66.8	C-SBR145H15P	-	PSC	11.8	40.3	3.19	10.9	A
	4.5	77.4	C-SBR165H15P	-	CSR	13.7	46.8	3.08	10.5	Designing
	5	83.2	C-SBR180H15P	-	CSR	14.7	50.2	3.16	10.8	Designing

B,C 系列空调应用涡旋压缩机 C-SB, C-SC Series Scroll Compressor for Air Conditioning

R22-B5 (50Hz 220-240V)

Hi-COP Models

相 Phase	额定功率 Out Put HP	排气量 Displacement cm ³ /rev	压缩机型号 Compressor Model	压缩机代号 Compressor Code	启动 方式 Starting Method	50Hz				外观图代号 Outline Graph Code
						制冷量 Capacity		COP		
						kW	kBTU/h	W/W	BTU/Wh	
1	3.5	60.4	C-SBX135H15A	-	CSR	11.0	37.6	3.33	11.4	A
	4	66.8	C-SBX145H15A	-	CSR	12.0	41.0	3.33	11.3	A

R22-B6 (60Hz 208-230V)

相 Phase	额定功率 Out Put HP	排气量 Displacement cm ³ /rev	压缩机型号 Compressor Model	压缩机代号 Compressor Code	启动 方式 Starting Method	60Hz				外观图代号 Outline Graph Code
						制冷量 Capacity		COP		
						kW	kBTU/h	W/W	BTU/Wh	
1	3.5	55.7	C-SBR120H16A	-	PSC	12.1	41.3	3.23	11.0	A
	4	66.8	C-SBR145H16A	-	PSC	14.5	49.5	3.26	11.1	As
	4.5	77.4	C-SBR165H16A	-	PSC	16.8	57.4	3.20	10.9	As
	5	83.2	C-SBR180H16A	-	PSC	18.0	61.5	3.13	10.7	As
3	3.5	51.8	C-SB263H6C	809 832 86	-	11.1	37.9	3.13	10.7	A
			C-SB263H6B	809 831 86	-	11.9	40.6	3.22	11.0	A
	4	66.8	C-SB303H6A	809 840 86	-	14.4	49.2	3.27	11.2	As
			C-SB303H6B	809 841 86	-	14.4	49.2	3.27	11.2	A
			C-SB303H6G	809 846 86	-	14.4	49.2	3.27	11.2	At
	4.5	77.4	C-SB353H6B	809 843 86	-	16.8	57.4	3.29	11.2	A
			C-SB353H6C	809 844 86	-	16.8	57.4	3.29	11.2	A
	5	83.2	C-SB373H6A	809 850 86	-	18.1	61.8	3.32	11.3	As
			C-SB373H6B	809 851 86	-	18.1	61.8	3.32	11.3	A
			C-SB373H6G	809 856 86	-	18.1	61.8	3.32	11.3	At
	6	100.0	C-SB453H6A	809 860 86	-	21.3	72.7	3.25	11.1	As
			C-SB453H6B	809 861 86	-	21.3	72.7	3.25	11.1	A
C-SB453H6G			809 866 86	-	21.3	72.7	3.25	11.1	At	
7	110.2	C-SBR235H36A	-	-	23.3	79.6	3.28	11.2	As	
		C-SC583H6H	809 284 86	-	27.9	95.3	3.19	10.9	D	
8	137.0	C-SC603H6H	809 281 86	-	29.6	101.1	3.31	11.3	D	
		C-SC603H6K	809 283 86	-	29.6	101.1	3.31	11.3	Dt	
		C-SC673H6H	809 291 86	-	32.3	110.3	3.38	11.5	E	
10	171.2	C-SC753H6H	809 201 86	-	37.0	126.3	3.36	11.5	E	
		C-SC753H6K	809 203 86	-	37.0	126.3	3.36	11.5	Et	
		C-SC903H6H	809 221 86	-	43.2	147.5	3.15	10.8	E	
12	205.4	C-SC903H6K	809 222 86	-	44.1	150.5	3.22	11.0	E	

R22-B6 (60Hz 208-230V)

T3 Models

相 Phase	额定功率 Out Put HP	排气量 Displacement cm ³ /rev	压缩机型号 Compressor Model	压缩机代号 Compressor Code	启动 方式 Starting Method	60Hz				外观图代号 Outline Graph Code
						制冷量 Capacity		COP		
						kW	kBTU/h	W/W	BTU/Wh	
1	3.5	55.7	C-SBR120H16P	-	CSR	11.9	40.6	3.09	10.5	A
	4	66.8	C-SBR145H16P	-	CSR	14.4	49.2	3.20	10.9	A
	4.5	77.4	C-SBR165H16P	-	CSR	16.8	57.4	3.20	10.9	As
	5	83.2	C-SBR180H16P	-	CSR	18.1	61.8	3.12	10.7	-

■ B,C 系列空调应用涡旋压缩机

C-SB, C-SC Series Scroll Compressor for Air Conditioning

■ R22-B9 (60Hz 380V)

相 Phase	额定功率 Out Put HP	排气量 Displacement cm³/rev	压缩机型号 Compressor Model	压缩机代号 Compressor Code	启动 方式 Starting	60Hz				外观图代号 Outline Graph Code
						制冷量 Capacity		COP		
						kW	kBTU/h	W/W	BTU/W/h	
3	3.5	51.8	C-SB263H9B	809 831 89	-	10.9	37.2	3.03	10.3	B
			C-SB263H9C	809 832 89	-	10.9	37.2	3.03	10.3	A
	4	66.8	C-SB263H9A	809 830 89	-	11.8	40.3	2.98	10.2	A
			C-SB303H9A	809 840 89	-	14.2	48.5	3.23	11.0	A
	4.5	77.4	C-SB303H9G	809 846 89	-	14.2	48.5	3.23	11.0	At
			C-SB353H9A	809 842 89	-	16.6	56.7	3.25	11.1	A
	5	83.2	C-SB373H9A	809 850 89	-	17.8	60.8	3.24	11.1	A
			C-SB373H9G	809 856 89	-	17.8	60.8	3.24	11.1	At
	6	100.0	C-SB453H9A	809 860 89	-	21.2	72.4	3.24	11.1	A
			C-SB453H9G	809 866 89	-	21.2	72.4	3.24	11.1	At
	7	110.2	C-SBR235H39A	-	-	23.4	79.9	3.30	11.3	A
			C-SBR235H39B	-	-	23.4	79.9	3.30	11.3	At
8	137.0	C-SC603H9H	809 281 89	-	29.6	101.1	3.29	11.2	D	
		C-SC603H9K	809 283 89	-	29.6	101.1	3.29	11.2	Dt	
10	171.2	C-SC753H9H	809 201 89	-	37.3	127.3	3.36	11.5	E	
		C-SC753H9K	809 203 89	-	37.3	127.3	3.36	11.5	Et	
12	205.4	C-SC903H9H	809 221 89	-	44.4	151.6	3.31	11.3	E	

■ R407C - B8 (50Hz 380-415V / 60Hz 440-460V)

相 Phase	额定功率 Out Put HP	排气量 Displacement cm³/rev	压缩机型号 Compressor Model	压缩机代号 Compressor Code	启动 方式 Starting Method	50Hz				60Hz				外观图代号 Outline Graph Code
						制冷量 Capacity		COP		制冷量 Capacity		COP		
						kW	kBTU/h	W/W	BTU/W/h	kW	kBTU/h	W/W	BTU/W/h	
3	3.5	55.7	C-SBN263H8A	809 930 88	-	9.60	32.8	2.87	9.8	11.8	40.3	2.87	9.8	B
	4	66.8	C-SBN303H8A	809 940 88	-	11.6	39.6	3.05	10.4	14.6	49.8	3.17	10.8	A
			C-SBN303H8G	809 946 88	-	11.6	39.6	3.05	10.4	14.6	49.8	3.17	10.8	At
	4.5	77.4	C-SBN353H8A	809 942 88	-	13.4	45.8	2.91	9.9	16.5	56.3	2.95	10.1	A
			C-SBN353H8G	809 944 88	-	13.4	45.8	2.91	9.9	16.5	56.3	2.95	10.1	At
	5	83.2	C-SBN373H8A	809 950 88	-	14.5	49.5	2.93	10.0	17.8	60.8	2.99	10.2	A
			C-SBN373H8G	809 956 88	-	14.5	49.5	2.93	10.0	17.8	60.8	2.99	10.2	At
	6	100.0	C-SBN453H8A	809 960 88	-	17.6	60.1	3.03	10.3	21.3	72.7	3.04	10.4	A
			C-SBN453H8G	809 966 88	-	17.6	60.1	3.03	10.3	21.3	72.7	3.04	10.4	At
	7	110.2	C-SBS235H38A	-	-	19.5	66.6	3.10	10.6	23.4	79.9	3.10	10.6	A
			C-SBS235H38B	-	-	19.5	66.6	3.10	10.6	23.4	79.9	3.10	10.6	At
	8	131.9	C-SCN583H8H	809 184 88	-	23.6	80.6	3.13	10.7	28.0	95.6	3.03	10.3	D
C-SCN583H8K			809 186 88	-	23.6	80.6	3.13	10.7	28.0	95.6	3.03	10.3	Dt	
C-SCN583H8T			809 187 88	-	23.6	80.6	3.13	10.7	28.0	95.6	3.03	10.3	Gt	
137.0		C-SCN603H8H	809 181 88	-	24.5	83.6	3.16	10.8	29.1	99.4	3.08	10.5	D	
		C-SCN603H8K	809 183 88	-	24.5	83.6	3.16	10.8	29.1	99.4	3.08	10.5	Dt	
		C-SCN603H8T	809 185 88	-	24.5	83.6	3.16	10.8	29.1	99.4	3.08	10.5	Gt	
9	148.8	C-SCN673H8H	809 191 88	-	26.5	90.5	3.12	10.7	32.0	109.3	3.06	10.4	D	
		C-SCN673H8K	809 193 88	-	26.5	90.5	3.12	10.7	32.0	109.3	3.06	10.4	Dt	
10	171.2	C-SCN753H8H	809 101 88	-	29.9	102.1	3.20	10.9	35.9	122.6	3.12	10.7	E	
		C-SCN753H8K	809 103 88	-	29.9	102.1	3.20	10.9	35.9	122.6	3.12	10.7	Et	
		C-SCN753H8T	809 105 88	-	29.9	102.1	3.20	10.9	35.9	122.6	3.12	10.7	Ht	
12	205.4	C-SCN903H8H	809 121 88	-	34.9	119.2	3.09	10.5	-	-	-	-	E	
		C-SCN903H8K	809 123 88	-	34.9	119.2	3.09	10.5	-	-	-	-	Et	
		C-SCN903H8T	809 125 88	-	34.9	119.2	3.09	10.5	-	-	-	-	Ht	

■ B,C 系列空调应用涡旋压缩机

C-SB, C-SC Series Scroll Compressor for Air Conditioning

■ R407C - B8 (50Hz 380-415V / 60Hz 440-460V)

Hi-COP Models

相 Phase	额定功率 Out Put HP	排气量 Displacement cm³/rev	压缩机型号 Compressor Model	压缩机代号 Compressor Code	启动 方式 Starting Method	50Hz				60Hz				外观图代号 Outline Graph Code
						制冷量 Capacity		COP		制冷量 Capacity		COP		
						kW	kBTU/h	W/W	BTU/W/h	kW	kBTU/h	W/W	BTU/W/h	
3	3.5	55.7	C-SBS120H38A	-	-	10.0	34.1	3.13	10.7	12.0	41.0	3.16	10.8	A
	4	66.8	C-SBS145H38A	-	-	12.0	41.0	3.16	10.8	14.4	49.2	3.18	10.9	A
	4.3	70.5	C-SBS150H38C	-	-	12.8	43.7	3.16	10.8	15.5	52.9	3.18	10.9	A
	4.4	73.2	C-SBS160H38A	-	-	13.0	44.4	3.13	10.7	15.7	53.6	3.16	10.8	A
	4.5	76.0	C-SBS165H38C	-	-	13.6	46.4	3.08	10.5	16.4	56.0	3.10	10.6	A
	5	83.7	C-SBS180H38C	-	-	14.7	50.2	3.08	10.5	17.6	60.1	3.10	10.6	A
	5.5	90.6	C-SBS195H38A	-	-	16.2	55.3	3.10	10.6	19.5	66.6	3.13	10.7	A

■ R407C - B8 (50Hz 380-415V / 60Hz 440-460V)

EVI Models

相 Phase	额定功率 Out Put HP	排气量 Displacement cm³/rev	压缩机型号 Compressor Model	压缩机代号 Compressor Code	启动 方式 Starting Method	50Hz Cooling				50Hz Heating				外观图代号 Outline Graph Code
						制冷量 Capacity		COP		制热量 Capacity		COP		
						kW	kBTU/h	W/W	BTU/W/h	kW	kBTU/h	W/W	BTU/W/h	
3	3.5	55.7	C-SBS120H38Q	-	-	10.1	34.5	3.00	10.2	10.5	35.8	3.18	10.9	-
	4	66.8	C-SBS145H38Q	-	-	12.1	41.3	3.10	10.6	12.2	41.7	3.20	10.9	-
	5	83.2	C-SBS180H38Q	-	-	15.3	52.2	3.14	10.7	15.0	51.2	3.20	10.9	-
	6	96.2	C-SBS205H38Q	-	-	17.5	59.7	3.02	10.3	16.9	57.7	3.18	10.9	-
	8	137.0	C-SCS295H38Q	-	-	24.5	83.6	3.16	10.8	24.6	84.0	3.22	11.0	-
	10	171.2	C-SCS370H38Q	-	-	29.9	102.1	3.20	10.9	30.7	104.8	3.25	11.1	-
	12	205.4	C-SCS435H38Q	-	-	35.2	120.2	3.15	10.8	35.0	119.5	3.21	11.0	-

■ R407C-B5 (50Hz 220-240V)

EVI Models

相 Phase	额定功率 Out Put HP	排气量 Displacement cm³/rev	压缩机型号 Compressor Model	压缩机代号 Compressor Code	启动 方式 Starting Method	50Hz Cooling				50Hz Heating				外观图代号 Outline Graph Code
						制冷量 Capacity		COP		制热量 Capacity		COP		
						kW	kBTU/h	W/W	BTU/W/h	kW	kBTU/h	W/W	BTU/W/h	
1	3.5	55.7	C-SBS120H15Q	-	PSC	10.0	34.1	2.80	9.6	9.8	33.5	2.94	10.0	-
	4	66.8	C-SBS145H15Q	-	PSC	12.5	42.7	3.00	10.2	12.3	42.0	3.13	10.7	-

■ R407C-B9 (60Hz 380V)

相 Phase	额定功率 Out Put HP	排气量 Displacement cm³/rev	压缩机型号 Compressor Model	压缩机代号 Compressor Code	启动 方式 Starting Method	60Hz				外观图代号 Outline Graph Code
						制冷量 Capacity		COP		
						kW	kBTU/h	W/W	BTU/W/h	
3	3.5	51.8	C-SBN263H9C	808 932 89	-	11.0	37.6	2.75	9.4	A
			C-SBN263H9A	809 930 89	-	11.7	39.9	2.85	9.7	A
	4	66.8	C-SBN303H9A	809 940 89	-	14.2	48.5	3.05	10.4	A
			C-SBN353H9A	809 942 89	-	16.5	56.3	2.97	10.1	A
	5	83.2	C-SBN373H9A	809 950 89	-	18.0	61.5	3.05	10.4	A
			C-SBN453H9A	809 960 89	-	21.0	71.7	2.98	10.2	A
	8	137.0	C-SCN603H9H	808 181 89	-	29.6	101.0	3.13	10.7	D
C-SCN753H9H			809 101 89	-	36.6	124.9	3.24	11.1	E	
12	205.4	C-SCN903H9H	809 121 89	-	42.9	146.4	3.15	10.7	E	

■ R407C-B6 (60Hz 208-230V)

相 Phase	额定功率 Out Put HP	排气量 Displacement cm³/rev	压缩机型号 Compressor Model	压缩机代号 Compressor Code	启动 方式 Starting Method	60Hz				外观图代号 Outline Graph Code
						制冷量 Capacity		COP		
						kW	kBTU/h	W/W	BTU/W/h	
3	3.5	51.8	C-SBN263H6C	809 932 86	-	11.1	37.9	2.81	9.6	A
			C-SBN263H6B	809 931 86	-	12.0	41.0	2.85	9.7	A
	4	66.8	C-SBN303H6A	809 940 86	-	14.4	49.2	3.06	10.4	A
			C-SBN353H6B	809 943 86	-	16.8	57.4	3.00	10.2	A
	5	83.2	C-SBN373H6A	809 950 86	-	18.0	61.5	3.08	10.5	A
			C-SBN453H6A	809 960 86	-	21.5	73.4	3.05	10.4	A

■ B,C 系列空调应用涡旋压缩机

C-SB, C-SC Series Scroll Compressor for Air Conditioning

■ R407C - B8 (50Hz 380-415V / 60Hz 440-460V)

T3 Models

相 Phase	额定功率 Out Put HP	排气量 Displacement cm ³ /rev	压缩机型号 Compressor Model	压缩机代号 Compressor Code	启动 方式 Starting Method	50Hz				60Hz				外观图代号 Outline Graph Code
						制冷量 Capacity		COP		制冷量 Capacity		COP		
						kW	kBTU/h	W/W	BTU/Wh	kW	kBTU/h	W/W	BTU/Wh	
3	4.5	77.4	C-SBS165H38P	-	-	13.4	45.8	2.91	9.9	16.5	56.3	2.95	10.1	A
	6	100.0	C-SBS215H38P	-	-	17.6	60.1	3.03	10.3	21.3	72.7	3.04	10.4	A

■ R407C-B5 (50Hz 220-240V)

相 Phase	额定功率 Out Put HP	排气量 Displacement cm ³ /rev	压缩机型号 Compressor Model	压缩机代号 Compressor Code	启动 方式 Starting Method	50Hz				外观图代号 Outline Graph Code
						制冷量 Capacity		COP		
						kW	kBTU/h	W/W	BTU/Wh	
1	3.5	55.7	C-SBS120H15A	-	PSC	9.70	33.1	2.85	9.7	A
	4	66.8	C-SBS145H15A	-	PSC	11.8	40.3	2.95	10.1	A
	4.5	77.4	C-SBS165H15A	-	PSC	13.7	46.8	2.85	9.7	A
	5	83.2	C-SBS180H15A	-	PSC	14.5	49.5	2.91	9.9	A
	5.8	93.1	C-SBS200H15H	-	PSC	16.4	56.0	2.95	10.1	J
3	3.5	55.7	C-SBN263H5A	809 930 85	-	9.85	33.6	2.94	10.0	A
	4	66.8	C-SBN303H5A	809 940 85	-	11.5	39.3	2.99	10.2	A
	5	83.2	C-SBN373H5A	809 950 85	-	14.7	50.2	2.91	9.9	A
	6	100.0	C-SBN453H5A	809 960 85	-	17.7	60.4	3.00	10.2	A
	8	131.9	C-SCN583H5H	809 184 85	-	23.7	80.9	3.14	10.7	D
		137.0	C-SCN603H5H	809 181 85	-	24.2	82.6	3.14	10.7	D
	10	171.2	C-SCN753H5H	809 101 85	-	29.9	102.1	3.18	10.9	E
12	205.4	C-SCN903H5H	809 121 85	-	34.8	118.8	3.08	10.5	E	

■ R410A - B8 (50Hz 380-415V / 60Hz 440-460V)

EVI Models

相 Phase	额定功率 Out Put HP	排气量 Displacement cm ³ /rev	压缩机型号 Compressor Model	压缩机代号 Compressor Code	启动 方式 Starting Method	50Hz Cooling				50Hz Heating				外观图代号 Outline Graph Code
						制冷量 Capacity		COP		制热量 Capacity		COP		
						kW	kBTU/h	W/W	BTU/Wh	kW	kBTU/h	W/W	BTU/Wh	
3	5	55.7	C-SBP170H38Q	-	-	14.2	48.5	2.93	10.0	14.6	49.8	2.91	9.9	-
			C-SBP170H38G	-	-	14.2	48.5	2.93	10.0	14.6	49.8	2.91	9.9	-
	6	66.8	C-SBP205H38Q	-	-	16.8	57.3	2.92	10.0	17.1	58.3	2.90	9.9	-
	8	89.6	C-SCP270H38Q	-	-	22.5	76.8	2.98	10.2	23.3	79.5	2.99	10.2	-
	10	104.1	C-SCP315H38Q	-	-	26.4	90.1	3.00	10.2	27.2	92.8	2.98	10.2	-
	11	120.2	C-SCP360H38Q	-	-	29.7	101.3	2.97	10.1	30.7	104.7	2.97	10.1	-

■ R410A-B5 (50Hz 220-240V)

Hi-COP Models

相 Phase	额定功率 Out Put HP	排气量 Displacement cm ³ /rev	压缩机型号 Compressor Model	压缩机代号 Compressor Code	启动 方式 Starting Method	50Hz				外观图代号 Outline Graph Code
						制冷量 Capacity		COP		
						kW	kBTU/h	W/W	BTU/Wh	
1	3.5	39.9	C-SBP120H15A	-	PSC	9.80	33.5	2.80	9.6	A
	4	46.4	C-SBP140H15A	-	PSC	11.60	39.6	2.85	9.7	A
	4.6	51.8	C-SBP160H15A	-	PSC	13.00	44.4	2.80	9.6	A

■ R410A-B6 (60Hz 208-230V)

SPA Models (condensing temp. max 60°C)

相 Phase	额定功率 Out Put HP	排气量 Displacement cm ³ /rev	压缩机型号 Compressor Model	压缩机代号 Compressor Code	启动 方式 Starting Method	60Hz				外观图代号 Outline Graph Code
						制冷量 Capacity		COP		
						kW	kBTU/h	W/W	BTU/Wh	
1	5	55.7	C-SBP170H16Y	-	CSR	16.9	57.7	2.83	9.7	J
	6	66.8	C-SBP205H16Y	-	CSR	20.3	69.3	2.85	9.7	J
	7	77.4	C-SBP230H16Y	-	CSR	23.3	79.6	2.85	9.7	J

■ B,C 系列空调应用涡旋压缩机

C-SB, C-SC Series Scroll Compressor for Air Conditioning

■ R410A - B8 (50Hz 380-415V / 60Hz 440-460V)

相 Phase	额定功率 Out Put HP	排气量 Displacement cm ³ /rev	压缩机型号 Compressor Model	压缩机代号 Compressor Code	启动 方式 Starting Method	50Hz				60Hz				外观图代号 Outline Graph Code
						制冷量 Capacity		COP		制冷量 Capacity		COP		
						kW	kBTU/h	W/W	BTU/Wh	kW	kBTU/h	W/W	BTU/Wh	
3	3	35.0	C-SBN233H8E	809 934 88	-	8.60	29.4	-	-	-	-	-	-	A
	3.5	37.5	C-SBN263H8D	809 933 88	-	8.85	30.2	2.49	8.5	11.6	39.6	2.76	9.4	A
	4	39.9	C-SBN303H8D	809 943 88	-	9.80	33.5	2.68	9.2	12.2	41.7	2.87	9.8	A
			C-SBN303H8H	809 947 88	-	9.80	33.5	2.68	9.2	12.2	41.7	2.87	9.8	At
	4.5	51.8	C-SBN353H8D	809 948 88	-	13.0	44.4	2.80	9.6	16.2	55.3	2.97	10.1	A
			C-SBN353H8H	809 949 88	-	13.0	44.4	2.80	9.6	16.2	55.3	2.97	10.1	At
	5	55.7	C-SBN373H8D	809 953 88	-	14.1	48.1	2.97	10.1	17.1	58.4	3.05	10.4	A
			C-SBN373H8H	809 957 88	-	14.1	48.1	2.97	10.1	17.1	58.4	3.05	10.4	At
	6	66.8	C-SBN453H8D	809 963 88	-	16.4	56.0	2.85	9.7	20.3	69.3	3.01	10.3	A
			C-SBN453H8H	809 967 88	-	16.4	56.0	2.85	9.7	20.3	69.3	3.01	10.3	At
			C-SBN523H8D	809 973 88	-	19.2	65.6	2.84	9.7	23.4	80.0	2.98	10.2	A
	7	77.4	C-SBN523H8H	809 977 88	-	19.2	65.6	2.84	9.7	23.4	80.0	2.98	10.2	At

■ R410A-B6 (60Hz 208-230V)

Hi-COP Models

相 Phase	额定功率 Out Put HP	排气量 Displacement cm ³ /rev	压缩机型号 Compressor Model	压缩机代号 Compressor Code	启动 方式 Starting Method	60Hz				外观图代号 Outline Graph Code
						制冷量 Capacity		COP		
						kW	kBTU/h	W/W	BTU/Wh	
1	3	35.0	C-SBP105H16A	-	PSC	10.5	35.8	2.76	9.4	As
	3.5	39.9	C-SBP120H16A	-	PSC	12.1	41.3	2.81	9.6	As
	3.7	42.4	C-SBP130H16A	-	PSC	13.2	45.1	2.87	9.8	As
	4	46.4	C-SBP140H16A	-	PSC	14.3	48.8	2.90	9.9	As
	4.3	48.9	C-SBP150H16A	-	PSC	14.8	50.5	2.90	9.9	As
	4.6	51.8	C-SBP160H16A	-	PSC	15.8	53.9	2.80	9.6	As
3	3.5	39.9	C-SBP120H36A	-	-	12.2	41.7	2.80	9.6	A
			C-SBP120H36B	-	-	12.2	41.7	2.80	9.6	At
	3.7	42.4	C-SBP130H36A	-	-	13.4	45.7	2.98	10.2	A
			C-SBP140H36A	-	-	14.2	48.5	2.90	9.9	A
	4	46.4	C-SBP140H36B	-	-	14.2	48.5	2.90	9.9	At
			C-SBP160H36A	-	-	16.1	55.0	2.93	10.0	A
	4.6	51.8	C-SBP160H36B	-	-	16.1	55.0	2.93	10.0	At
			C-SBP170H36A	-	-	17.4	59.4	3.05	10.4	A
	5	55.7	C-SBP170H36B	-	-	17.4	59.4	3.05	10.4	At
			C-SBP185H36A	-	-	18.6	63.5	3.02	10.3	A
	6	66.8	C-SBP205H36A	-	-	20.5	70.0	3.05	10.4	A
			C-SBP205H36B	-	-	20.5	70.0	3.05	10.4	At
	7	77.4	C-SBP235H36A	-	-	24.0	81.9	3.00	10.2	A
			C-SBP235H36B	-	-	24.0	81.9	3.00	10.2	At
	8	89.2	C-SCP270H36A	-	-	27.5	93.8	3.10	10.6	P
C-SCP270H36B			-	-	27.5	93.8	3.10	10.6	Pt	
C-SCP315H36A			-	-	32.2	109.9	3.13	10.7	N	
10	104.1	C-SCP315H36B	-	-	32.2	109.9	3.13	10.7	Nt	
		C-SCP360H36A	-	-	36.6	124.9	3.13	10.7	N	
11	120.2	C-SCP360H36B	-	-	36.6	124.9	3.13	10.7	Nt	
		C-SCP400H36A	-	-	40.3	137.5	3.12	10.6	N	
12	131.9	C-SCP400H36B	-	-	40.3	137.5	3.12	10.6	Nt	
		C-SCP435H36B	-	-	43.5	148.4	3.10	10.6	Mt	
15	171.2	C-SCP510H36B	-	-	54.0	184.2	3.10	10.6	Designing	

■ B,C 系列空调应用涡旋压缩机

C-SB, C-SC Series Scroll Compressor for Air Conditioning

■ R410A - B8 (50Hz 380-415V / 60Hz 440-460V)

Hi-COP Models

相 Phase	额定功率 Out Put HP	排气量 Displacement cm³/rev	压缩机型号 Compressor Model	压缩机代号 Compressor Code	启动 方式 Starting Method	50Hz				60Hz				外观图代号 Outline Graph Code
						制冷量 Capacity		COP		制冷量 Capacity		COP		
						kW	kBTU/h	W/W	BTU/Wh	kW	kBTU/h	W/W	BTU/Wh	
3	3.5	39.9	C-SBP120H38A	-	-	10.0	34.1	2.86	9.8	12.2	41.7	2.94	10.0	A
			C-SBP120H38B	-	-	10.0	34.1	2.86	9.8	12.2	41.7	2.94	10.0	At
	3.7	42.4	C-SBP130H38A	-	-	10.9	37.2	2.91	9.9	13.3	45.4	3.02	10.3	A
			C-SBP130H38B	-	-	10.9	37.2	2.91	9.9	13.3	45.4	3.02	10.3	At
	4	46.4	C-SBP140H38A	-	-	11.7	39.9	2.93	10.0	14.3	48.8	3.01	10.3	A
			C-SBP140H38B	-	-	11.7	39.9	2.93	10.0	14.3	48.8	3.01	10.3	At
	4.5	51.6	C-SBP160H38C	-	-	13.2	45.0	3.07	10.5	16.0	54.6	3.08	10.5	A
			C-SBP160H38A	-	-	13.2	45.1	2.87	9.8	16.2	55.3	2.98	10.2	A
	4.6	51.8	C-SBP160H38B	-	-	13.2	45.1	2.87	9.8	16.2	55.3	2.98	10.2	At
			C-SBP170H38A	-	-	14.2	48.5	2.99	10.2	17.3	59.1	3.04	10.4	A
	5	55.7	C-SBP170H38B	-	-	14.2	48.5	2.99	10.2	17.3	59.1	3.04	10.4	At
			C-SBP185H38A	-	-	15.2	51.9	2.92	10.0	18.7	63.8	3.07	10.5	A
	5.5	60.4	C-SBP205H38A	-	-	16.8	57.4	3.00	10.2	20.6	70.3	3.10	10.6	A
			C-SBP205H38B	-	-	16.8	57.4	3.00	10.2	20.6	70.3	3.10	10.6	At
	6	66.8	C-SBP235H38A	-	-	19.9	67.9	3.04	10.4	24.2	82.6	3.12	10.6	A
			C-SBP235H38B	-	-	19.9	67.9	3.04	10.4	24.2	82.6	3.12	10.6	At
	8	89.2	C-SCP270H38A	-	-	22.4	76.4	3.03	10.3	27.2	92.8	3.06	10.4	E
			C-SCP270H38B	-	-	22.4	76.4	3.03	10.3	27.2	92.8	3.06	10.4	EI
	10	104.1	C-SCP315H38A	-	-	26.0	88.7	3.03	10.3	31.4	107.1	3.02	10.3	E
			C-SCP315H38B	-	-	26.0	88.7	3.03	10.3	31.4	107.1	3.02	10.3	EI
	11	120.2	C-SCP360H38A	-	-	30.3	103.4	3.14	10.7	36.6	124.9	3.16	10.8	E
			C-SCP360H38B	-	-	30.3	103.4	3.14	10.7	36.6	124.9	3.16	10.8	EI
	12	131.9	C-SCP400H38A	-	-	32.8	111.9	3.01	10.3	-	-	-	-	E
			C-SCP400H38B	-	-	32.8	111.9	3.01	10.3	-	-	-	-	EI
			127.8	C-SCP400H38M	-	-	32.6	111.2	3.20	10.9	39.4	134.4	3.2	10.9
13	148.8	C-SCP435H38B	-	-	37.2	127.0	3.15	10.8	44.6	152.3	3.16	10.8	Ft	
15	171.2	C-SCP510H38B	-	-	43.9	149.9	3.18	10.9	53.5	182.7	3.20	10.9	Lt	

■ R410A-B9 (60Hz 380V)

相 Phase	额定功率 Out Put HP	排气量 Displacement cm³/rev	压缩机型号 Compressor Model	压缩机代号 Compressor Code	启动 方式 Starting Method	60Hz				外观图代号 Outline Graph Code	
						制冷量 Capacity		COP			
						kW	kBTU/h	W/W	BTU/Wh		
3	3	33.7	C-SBP105H39A	-	-	10.2	34.8	2.87	9.8	A	
	3.5	39.9	C-SBP120H39A	-	-	12.3	42.0	2.96	10.1	A	
			C-SBP120H39B	-	-	11.8	40.3	2.80	9.6	Jt	
	3.7	42.4	C-SBP130H39A	-	-	13.2	45.0	2.90	9.9	A	
			C-SBP140H39A	-	-	14.1	48.1	2.97	10.1	A	
	4	46.4	C-SBP140H39B	-	-	13.9	47.4	2.84	9.7	Jt	
			C-SBP160H39A	-	-	15.8	53.9	2.90	9.9	A	
	4.6	51.8	C-SBP160H39B	-	-	15.8	53.9	2.90	9.9	Jt	
			C-SBP170H39A	-	-	16.9	57.7	2.96	10.1	A	
	5	55.7	C-SBN373H9F	809 955 89	-	-	16.9	57.7	2.96	10.1	Jt
	5.5	60.4	C-SBP185H39A	-	-	-	18.6	63.5	3.10	10.6	A
	6	66.8	C-SBP205H39A	-	-	-	19.9	67.9	2.99	10.2	A
			C-SBP205H39B	-	-	-	19.9	67.9	3.00	10.2	Jt
	7	77.4	C-SBP235H39B	-	-	-	23.9	81.6	3.03	10.3	Jt
			C-SCP270H39A	-	-	-	27.6	94.2	3.14	10.7	P
	8	89.2	C-SCP270H39B	-	-	-	27.6	94.2	3.14	10.7	Pt
			C-SCP315H39A	-	-	-	32.3	110.2	3.17	10.8	N
	10	104.1	C-SCP315H39B	-	-	-	32.3	110.2	3.17	10.8	Nt
			C-SCP360H39A	-	-	-	36.8	125.6	3.15	10.7	N
	11	120.2	C-SCP360H39B	-	-	-	36.8	125.6	3.15	10.7	Nt
			C-SCP400H39A	-	-	-	40.4	137.8	3.16	10.8	N
	12	131.9	C-SCP400H39B	-	-	-	40.4	137.8	3.16	10.8	Nt
			C-SCP435H39B	-	-	-	43.5	148.4	3.13	10.7	Mt
	15	171.2	C-SCP510H39B	-	-	-	54.0	184.2	3.15	10.7	Designing

■ D 系列空调应用涡旋压缩机 (内部高压型)

C-SD Series Scroll Compressor for Air Conditioning (Internal High Pressure Design)

■ R410A-DC Inverter

Inverter Drive Models

相 Phase	额定功率 Out Put HP	排气量 Displacement cm³/rev	压缩机型号 Compressor Model	电源电压 Input Power Source	启动 方式 Starting Method	90Hz				外观图代号 Outline Graph Code
						制冷量 Capacity		COP		
						kW	kBTU/h	W/W	BTU/Wh	
-	6	42.3	C-SDP205H02B	380-415V	DC INV.	21.2	72.2	3.20	10.9	St
			C-SDP205H03B	200-240V		21.2	72.2	3.20	10.9	St
	10	66.8	C-SDP330H02B	380-415V		33.2	113.2	3.20	10.9	Ut
			C-SDP400H02B	380-415V		40.0	136.6	3.20	10.9	-
	12	80.5	C-SDP400H02B	380-415V		40.0	136.6	3.20	10.9	-

■ R410A - B8 (50Hz 380-415V / 60Hz 440-460V)

相 Phase	额定功率 Out Put HP	排气量 Displacement cm³/rev	压缩机型号 Compressor Model	压缩机代号 Compressor Code	启动 方式 Starting Method	50Hz				60Hz				外观图代号 Outline Graph Code
						制冷量 Capacity		COP		制冷量 Capacity		COP		
						kW	kBTU/h	W/W	BTU/Wh	kW	kBTU/h	W/W	BTU/Wh	
3	5	55.7	C-SDP180H38B	-	-	14.5	49.5	3.00	10.2	18.0	61.5	3.10	10.6	Rt
	6	66.8	C-SDP205H38B	-	-	16.9	57.7	3.00	10.2	21.2	72.3	3.10	10.6	Qt
	7	74.4	C-SDP225H38B	-	-	18.8	64.2	2.95	10.1	23.0	78.5	3.00	10.2	Qt

■ R410A - B6 (60Hz 230V)

相 Phase	额定功率 Out Put HP	排气量 Displacement cm³/rev	压缩机型号 Compressor Model	压缩机代号 Compressor Code	启动 方式 Starting Method	60Hz				外观图代号 Outline Graph Code
						制冷量 Capacity		COP		
						kW	kBTU/h	kW	A	
3	5	55.7	C-SDP180H36B	-	-	18.0	61.5	3.10	10.6	Rt
	6	66.8	C-SDP205H36B	-	-	21.2	72.3	3.10	10.6	Qt
	7	74.4	C-SDP225H36B	-	-	23.0	78.5	3.00	10.2	Qt

■ R410A-B9 (60Hz 380V)

相 Phase	额定功率 Out Put HP	排气量 Displacement cm³/rev	压缩机型号 Compressor Model	压缩机代号 Compressor Code	启动 方式 Starting Method	60Hz				外观图代号 Outline Graph Code
						制冷量 Capacity		COP		
						kW	kBTU/h	W/W	BTU/Wh	
3	5	55.7	C-SDP180H39B	-	-	18.0	61.5	3.10	10.6	Rt
	6	66.8	C-SDP205H39B	-	-	21.2	72.3	3.10	10.6	Qt
	7	74.4	C-SDP225H39B	-	-	23.0	78.5	3.00	10.2	Qt

■ 低温制冷应用涡旋压缩机 Scroll Compressor for Refrigeration

■ R22 for Refrigeration – B3 (50Hz 200V / 60Hz 200–220V)

相 Phase	额定功率 Out Put	排气量 Displacement	压缩机型号 Compressor Model	压缩机代号 Compressor Code	启动 方式 Starting Method	50Hz				60Hz				外观图代号 Outline Graph Code
						制冷量 Capacity		功率 Input	电流 Current	制冷量 Capacity		功率 Input	电流 Current	
						kW	kBTU/h	kW	A	kW	kBTU/h	kW	A	
3	5	89.2	C-SC373L3G	809 250 63	-	6.80	23.2	4.70	16.3	8.05	27.5	5.50	17.5	-
	6	104.0	C-SC453L3G	809 260 63	-	7.95	27.1	5.20	18.0	9.35	31.9	6.10	19.3	-
	7	120.0	C-SC523L3G	809 270 63	-	9.30	31.8	6.05	21.6	10.95	37.4	7.00	22.2	-
	8	137.0	C-SC603L3G	809 280 63	-	10.40	35.5	7.00	23.5	12.30	42.0	8.25	26.0	-
	10	171.2	C-SC753L3G	809 200 63	-	13.20	45.1	8.45	28.0	15.60	53.3	10.00	31.0	-

■ R22 for Refrigeration – B8 (50Hz 380–415V / 60Hz 440–460V)

相 Phase	额定功率 Out Put	排气量 Displacement	压缩机型号 Compressor Model	压缩机代号 Compressor Code	启动 方式 Starting Method	50Hz				60Hz				外观图代号 Outline Graph Code
						制冷量 Capacity		功率 Input	电流 Current	制冷量 Capacity		功率 Input	电流 Current	
						kW	kBTU/h	kW	A	kW	kBTU/h	kW	A	
3	4	66.8	C-SB303L8A	809 840 68	-	5.15	17.6	3.35	6.2	6.30	21.5	3.95	6.1	-
	5	83.2	C-SB373L8A	809 850 68	-	6.70	22.9	4.20	7.5	8.10	27.6	4.95	7.5	-
	6	96.2	C-SB453L8A	809 860 68	-	7.70	26.3	4.70	8.7	8.95	30.5	5.55	8.7	-
		104.0	C-SC453L8H	809 261 68	-	7.90	27.0	5.05	9.3	9.40	32.1	5.95	9.3	-
	7	120.0	C-SC523L8H	809 271 68	-	9.20	31.4	5.85	10.8	10.90	37.2	6.80	10.7	-
	8	137.0	C-SC603L8H	809 281 68	-	10.50	35.8	6.65	12.4	12.40	42.3	7.90	12.4	-
10	171.2	C-SC753L8H	809 201 68	-	13.00	44.4	8.05	14.8	15.50	52.9	9.60	14.8	-	

■ R22 for Refrigeration – Inverter Drive Models (AC)

相 Phase	额定功率 Out Put	排气量 Displacement	压缩机型号 Compressor Model	压缩机代号 Compressor Code	启动 方式 Starting Method	50Hz(161V)				70Hz(190V)				外观图代号 Outline Graph Code
						制冷量 Capacity		功率 Input	电流 Current	制冷量 Capacity		功率 Input	电流 Current	
						kW	kBTU/h	kW	A	kW	kBTU/h	kW	A	
3	8	144.1	C-SCVN603L0H	809 281 60	-	13.40	45.8	7.40	29.2	18.60	63.5	10.60	35.2	-

■ 低温制冷应用涡旋压缩机 Scroll Compressor for Refrigeration

■ R404A for Refrigeration – B3 (50Hz 200V / 60Hz 200–220V)

相 Phase	额定功率 Out Put	排气量 Displacement	压缩机型号 Compressor Model	压缩机代号 Compressor Code	启动 方式 Starting Method	50Hz				60Hz				外观图代号 Outline Graph Code
						制冷量 Capacity		功率 Input	电流 Current	制冷量 Capacity		功率 Input	电流 Current	
						kW	kBTU/h	kW	A	kW	kBTU/h	kW	A	
3	5	89.2	C-SCN373L3H	809 151 63	-	6.95	23.7	5.10	19.2	8.20	28.0	5.90	19.3	-
	6	104.0	C-SCN453L3H	809 161 63	-	8.10	27.7	5.85	21.6	9.55	32.6	6.80	21.9	-
	7	120.0	C-SCN523L3H	809 171 63	-	9.25	31.6	6.50	23.6	10.90	37.2	7.55	24.2	-
	8	137.0	C-SCN603L3H	809 181 63	-	10.50	35.8	7.45	27.0	12.40	42.3	8.85	28.3	-
	10	171.2	C-SCN753L3H	809 101 63	-	13.05	44.6	9.15	32.5	15.20	51.9	10.75	34.4	-
	12.5	216.1	C-SCN903L3H	809 121 63	-	16.90	57.7	11.40	39.8	19.60	66.9	13.50	42.6	-

■ R404A for Refrigeration – B8 (50Hz 380–415V / 60Hz 440–460V)

相 Phase	额定功率 Out Put	排气量 Displacement	压缩机型号 Compressor Model	压缩机代号 Compressor Code	启动 方式 Starting Method	50Hz				60Hz				外观图代号 Outline Graph Code
						制冷量 Capacity		功率 Input	电流 Current	制冷量 Capacity		功率 Input	电流 Current	
						kW	kBTU/h	kW	A	kW	kBTU/h	kW	A	
3	4	66.8	C-SBN303L8A	809 940 68	-	5.30	18.1	3.90	6.90	6.45	22.0	4.65	7.00	-
	5	83.2	C-SBN373L8A	809 950 68	-	6.50	22.2	4.90	8.50	7.85	26.8	5.75	8.50	-
	6	96.2	C-SBN453L8A	809 960 68	-	7.75	26.4	5.25	9.60	9.35	31.9	6.20	9.50	-
		104.0	C-SCN453L8H	809 161 68	-	8.15	27.8	5.80	10.4	9.75	33.3	6.86	11.3	-
	7	120.0	C-SCN523L8H	809 171 68	-	9.35	31.9	6.45	11.8	11.10	37.9	7.65	11.7	-
	8	137.0	C-SCN603L8H	809 181 68	-	10.20	34.8	7.40	13.5	12.40	42.3	8.85	13.5	-
10	171.2	C-SCN753L8H	809 101 68	-	13.30	45.4	9.00	16.3	15.70	53.6	10.70	16.4	-	

■ R404A for Refrigeration – B9 (60Hz 380V)

相 Phase	额定功率 Out Put	排气量 Displacement	压缩机型号 Compressor Model	压缩机代号 Compressor Code	启动 方式 Starting Method	60Hz				外观图代号 Outline Graph Code
						制冷量 Capacity		功率 Input	电流 Current	
						kW	kBTU/h	kW	A	
3	6	104.0	C-SCN453L9H	809 161 69	-	10.20	34.8	6.70	12.2	-
	7	120.0	C-SCN523L9H	809 171 69	-	11.60	39.6	7.55	13.5	-
	8	137.0	C-SCN603L9H	809 181 69	-	13.10	44.7	8.80	15.4	-
	10	171.2	C-SCN753L9H	809 101 69	-	16.50	56.3	10.60	18.5	-

■ R404A for Refrigeration – Inverter Drive Models (AC)

相 Phase	额定功率 Out Put	排气量 Displacement	压缩机型号 Compressor Model	压缩机代号 Compressor Code	启动 方式 Starting Method	50Hz (160V)				70Hz (192V)				外观图代号 Outline Graph Code
						制冷量 Capacity		功率 Input	电流 Current	制冷量 Capacity		功率 Input	电流 Current	
						kW	kBTU/h	kW	A	kW	kBTU/h	kW	A	
3	8	144.1	C-SCNVN603L0H	809 181 60	-	14.30	48.8	8.15	32.6	19.30	65.9	11.80	39.0	-
	10	171.2	C-SCNVN753L0H	809 101 60	-	16.80	57.4	9.50	34.7	21.80	74.4	13.60	43.8	-

说明 Explanations

测试条件 Rating Condition

		R22 / R407C / R410A	
		°C	°F
冷凝温度	Condensing Temperature	54.4	130
蒸发温度	Evaporating Temperature	7.2	45
过冷度	Sub Cooling	8.3	15
过热度	Superheat	11.1	20

测试条件 Rating Condition for EVI

		制冷 Cooling		制热 Heating	
		°C	°F	°C	°F
冷凝温度	Condensing Temperature	54.4	130	50	122
蒸发温度	Evaporating Temperature	7.2	45	-7	19.4
过冷度	Sub Cooling	8.3	15	2	3.6
过热度	Superheat	11.1	20	11.1	20

测试条件 Rating Condition for Refrigeration(R22/R404A)

		定速 Fixed speed		变频 Inverter	
		°C	°F	°C	°F
冷凝温度	Condensing Temperature	50	122	50	122
蒸发温度	Evaporating Temperature	-15	5	-10	14
过冷度	Sub Cooling	0	0	0	0
吸气温度	Suction Gas Temperature	18.3	65	18.3	65

电源 Power Source

代号 Code	相 Phase	50Hz	60Hz
B3	3Phase	200V	200-220V
B5	1Phase	220-240V	-
	3Phase	220-240V	-
B6	1Phase	-	208-230V
	3Phase	-	208-230V
B8	3Phase	380-415V	440(-460)V
B9	3Phase	-	380V

外观图的下标说明 Subscripts of Outline Graph Code

下标 Subscript	备注 Explanation
t	并联机型 (带均油管接口) The connection port of oil balance tube is attached
s	螺丝接线柱 Screw type power supply connection

外观图 Outline Graph

R22/R407C/R410A/R134a C-SB 系列 Series

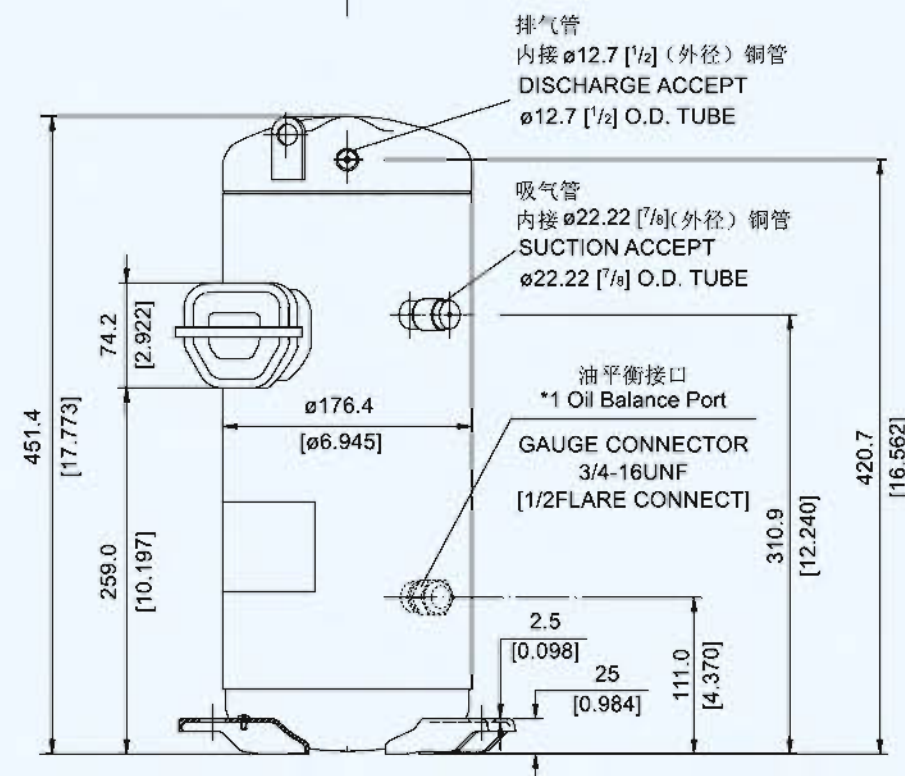
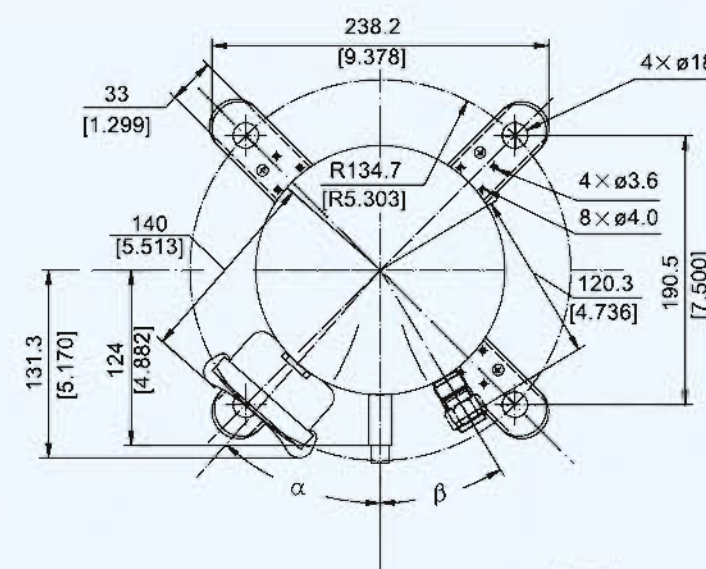
B 系列单机外观图
B Series-Single

代号 CODE	α	β
A	41.5°	31.0°
B	27.5°	45.0°

B 系列并联外观图
B Series-Tandem

代号 CODE	α	β
At	41.5°	31.0°

*1 本并联机型附带并联接口。
The connection port of oil balance tube is attached to tandem model.



■ 外观图 Outline Graph

R22/R407C/R410A/R134a C-SC 系列 Series

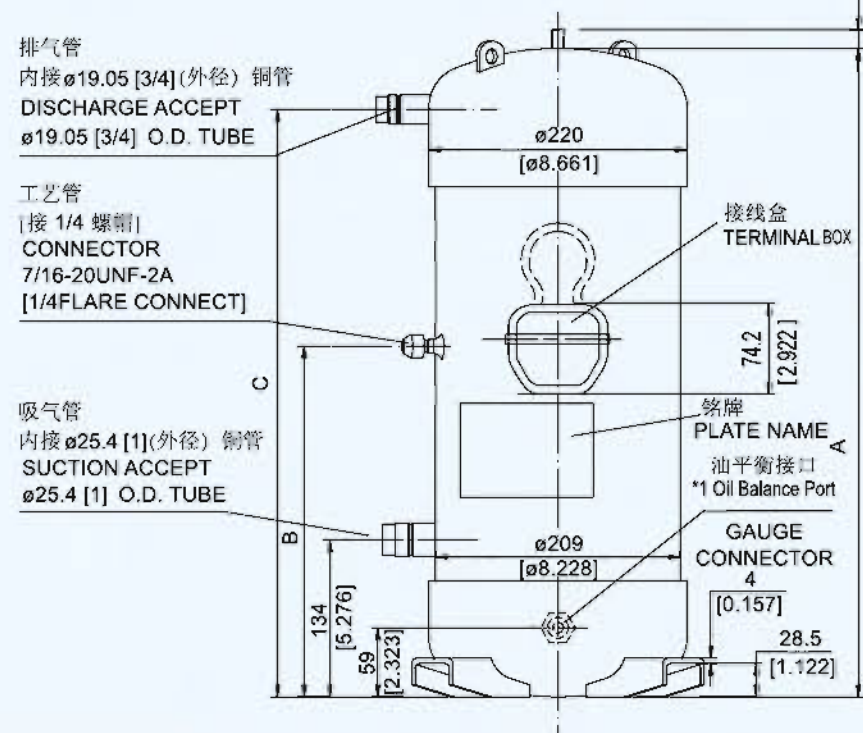
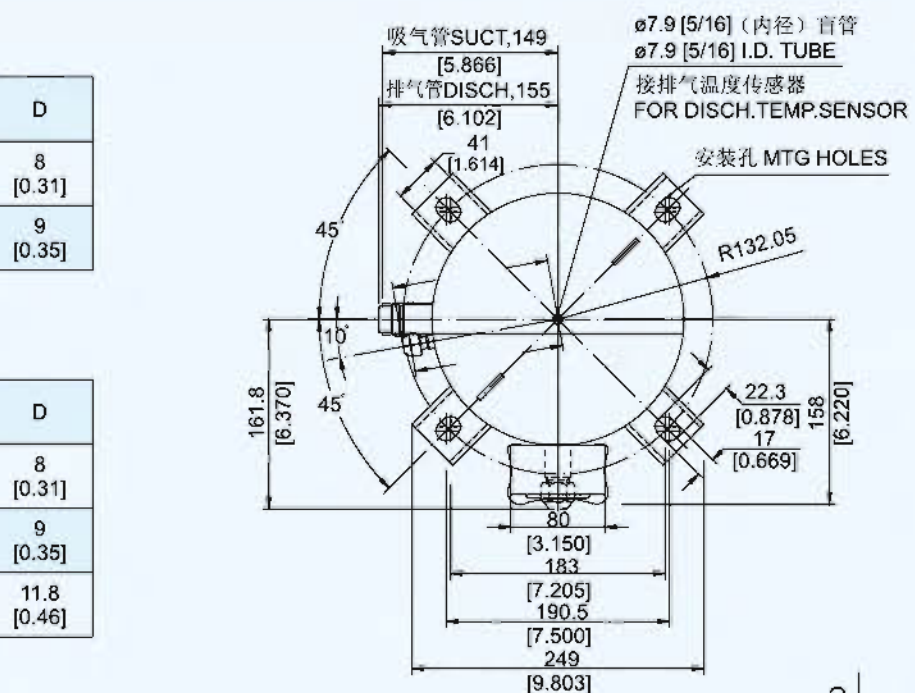
C 系列单机外观图
C Series-Single

代号 CODE	A	B	C	D
D	538 [21.18]	284 [11.18]	486 [19.13]	8 [0.31]
E	553 [21.77]	299 [11.77]	501 [19.72]	9 [0.35]

C 系列并联外观图
C Series-Tandem

代号 CODE	A	B	C	D
Dt	538 [21.18]	284 [11.18]	486 [19.13]	8 [0.31]
Et	553 [21.77]	299 [11.77]	501 [19.72]	9 [0.35]
Ft	568 [22.36]	314 [12.36]	516 [20.31]	11.8 [0.46]

*1 本并联机型附带并联接口。
The connection port of oil balance tube is attached to tandem model.



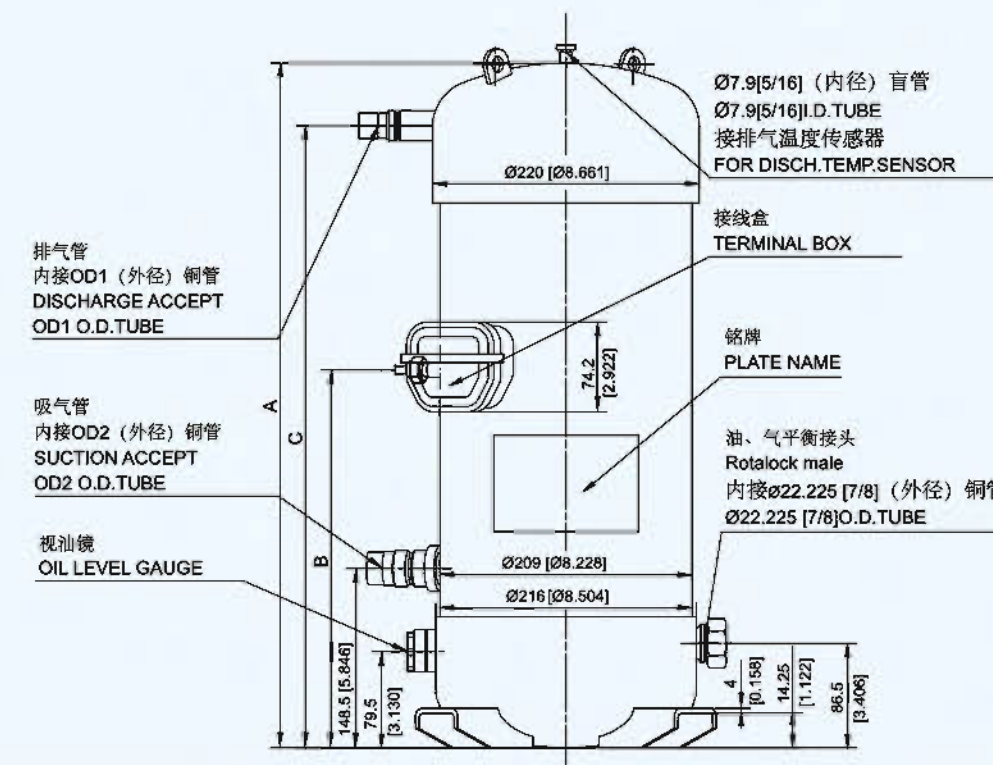
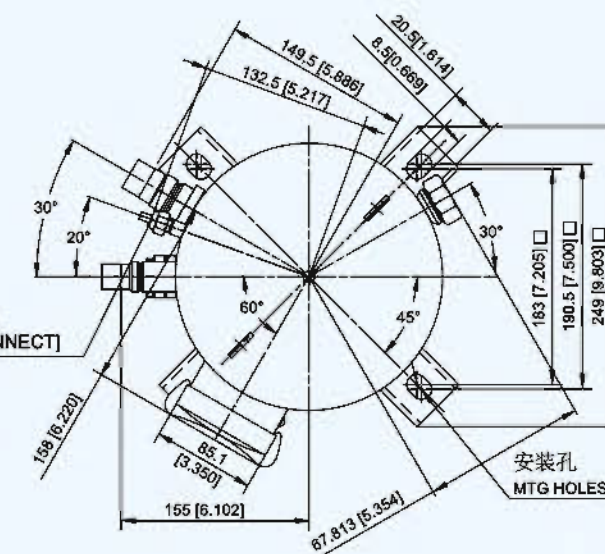
■ 外观图 Outline Graph

R22/R407C C 系列 Series

C 系列并联外观图
C Series-Tandem

代号 CODE	A	B	C	OD1	OD2
Gt	552.5 [21.75]	298.5 [11.75]	500.5 [19.70]	Ø19.05 [3/4]	Ø25.4 [1]
Ht	567.5 [22.34]	313.5 [12.34]	515.5 [20.30]	Ø22.23 [7/8]	Ø34.93 [1-3/8]

工艺管
[接 1/4 螺帽]
CONNECTOR
7/16-20UNF-2A
[1/4 FLARE CONNECT]



■ 外观图 Outline Graph

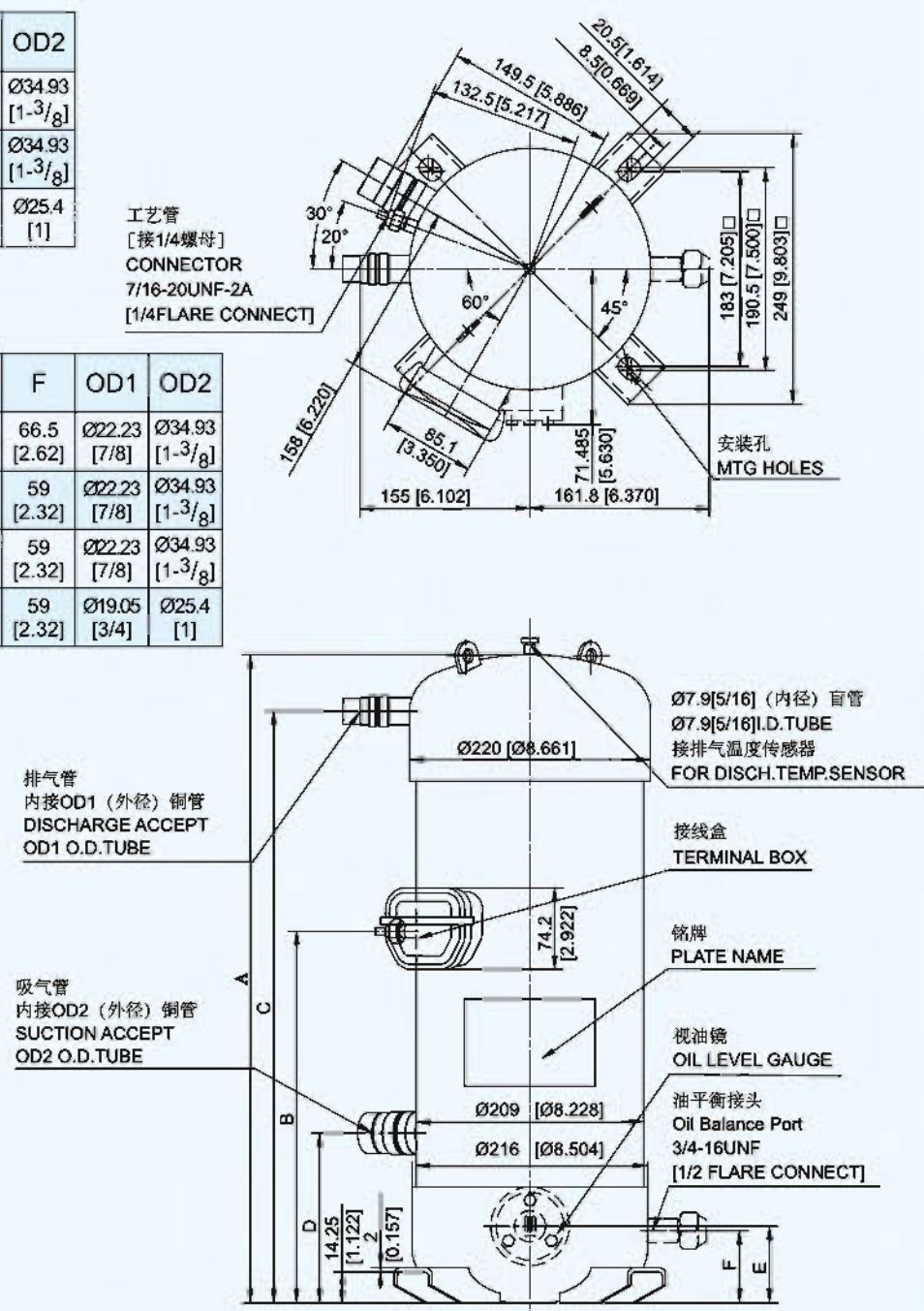
R22/R410A C 系列 Series

C 系列单机外观图
C Series-Single

代号 CODE	A	B	C	D	OD1	OD2
M	568 [22.36]	314 [12.36]	516 [20.31]	134 [5.28]	Ø22.23 [7/8]	Ø34.93 [1-3/8]
N	553 [21.77]	299 [11.77]	501 [19.72]	134 [5.28]	Ø22.23 [7/8]	Ø34.93 [1-3/8]
P	553 [21.77]	299 [11.77]	501 [19.72]	134 [5.28]	Ø19.05 [3/4]	Ø25.4 [1]

C 系列并联外观图
C Series-Tandem

代号 CODE	A	B	C	D	E	F	OD1	OD2
Lt	595 [23.43]	341 [13.43]	543 [21.38]	156 [6.14]	70.5 [2.78]	66.5 [2.62]	Ø22.23 [7/8]	Ø34.93 [1-3/8]
Mt	568 [22.36]	314 [12.36]	516 [20.31]	134 [5.28]	—	59 [2.32]	Ø22.23 [7/8]	Ø34.93 [1-3/8]
Nt	553 [21.77]	299 [11.77]	501 [19.72]	134 [5.28]	—	59 [2.32]	Ø22.23 [7/8]	Ø34.93 [1-3/8]
Pt	553 [21.77]	299 [11.77]	501 [19.72]	134 [5.28]	—	59 [2.32]	Ø19.05 [3/4]	Ø25.4 [1]



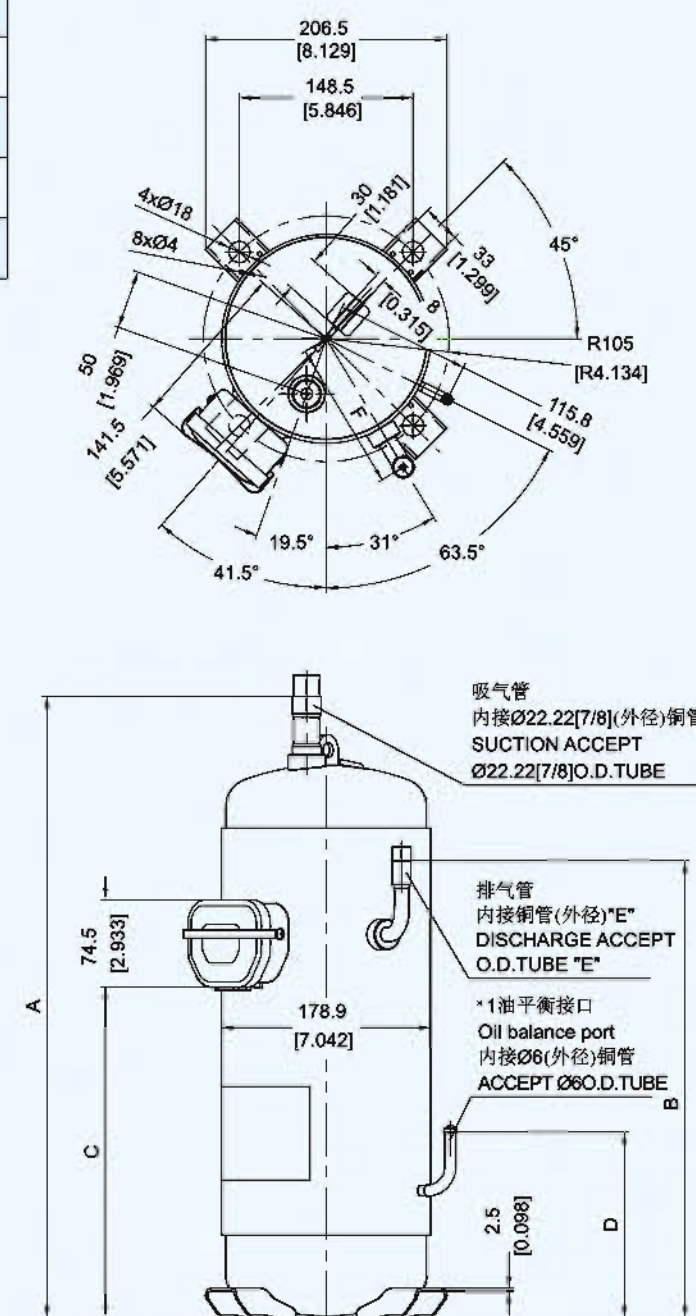
■ 外观图 Outline Graph

R410A D 系列 Series

D 系列单机外观图
D Series

代号 CODE	A	B	C	D	E	F
Qt	531.0 [20.91]	390.4 [15.37]	282.4 [11.12]	158.4 [6.24]	Ø12.7 [1/2]	125 [4.92]
Rt	526.4 [20.72]	390.4 [15.37]	282.4 [11.12]	158.4 [6.24]	Ø12.7 [1/2]	125 [4.92]
St	478.7 [18.85]	344.7 [13.57]	237.2 [9.34]	157.7 [6.21]	Ø12.7 [1/2]	125 [4.92]
Ut	531.0 [20.91]	390.4 [15.37]	282.4 [11.12]	158.4 [6.24]	Ø15.9 [5/8]	128 [5.09]

*1 本机带附带并联接口。
The connection port of oil balance tube is attached to this model.



■ 压缩机命名法 Model Nomenclatures

① C-SB、C-SBN、C-SC、C-SCV、C-SCN、C-SCVN 型 Type

C-XXXX	AA	B	C	D	E	
开发代号 Design Code		A ~				
电源 Power Source		0: 变频 Inverter 200V ± 20% 输入电压 Input Voltage 1: 变频 Inverter 400V ± 20% 输入电压 Input Voltage 3: 50Hz 200V / 60Hz 200, 220V 5: 50Hz 220, 230, 240V 6: 60Hz 208, 230V 8: 50Hz 380, 415V / 60Hz 440V 9: 60Hz 380V				
用途 Application		H: 高温用 High Back Pressure L: 低温用 Low Back Pressure				
电源 (相数) Power Source (Phase)		1: 1 相 Single Phase 3: 3 相 Single Phase				
表示输出功率 Output		AA × 100 W				
压缩机制品区分 Compressor Type		C-SB: B 系列涡旋压缩机 (HCFC 22) C-SBN: B 系列涡旋压缩机 (HFC) C-SC: C 系列涡旋压缩机 (HCFC 22) C-SCV: C 系列变频涡旋压缩机 (HCFC 22) C-SCN: C 系列涡旋压缩机 (HFC) C-SCVN: C 系列变频涡旋压缩机 (HFC)				

② C-SBR、C-SBV、C-SBX、C-SBS、C-SBP、C-SCR、C-SCX、C-SCS、C-SCP、C-SDP 型 Type

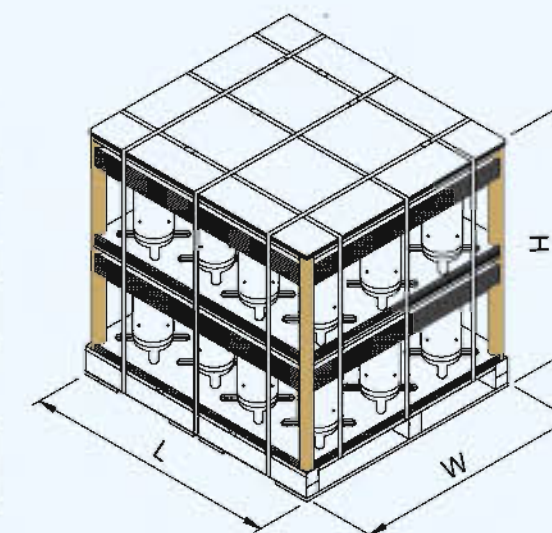
C-XXX	AAA	B	CC	D	
开发代号 Design Code		A ~			
电源 Power Source		00: 交流变频 AC Inverter 400V ± 20% 输入电压 Input Voltage 01: 交流变频 AC Inverter 200V ± 20% 输入电压 Input Voltage 02: 直流变频 DC Inverter 400V ± 20% 输入电压 Input Voltage 03: 直流变频 DC Inverter 200V ± 20% 输入电压 Input Voltage 15: 单相 Single Phase 50Hz 220V, 230V, 240V 16: 单相 Single Phase 60Hz 208V, 230V 33: 三相 Three Phase 50Hz 200V / 60Hz 200, 220V 35: 三相 Three Phase 50Hz 220V, 230V, 240V 36: 三相 Three Phase 60Hz 208V, 230V 38: 三相 Three Phase 50Hz 380, 415V / 60Hz 440V 39: 三相 Three Phase 60Hz 380V			
用途 Application		H: 高温用 High Back Pressure L: 低温用 Low Back Pressure			
名义制冷量 Nominal Capacity		AAA × 100 W (60Hz) / (变频机型 For Inverter Type: 90Hz)			
压缩机制品区分 Compressor Type		C-SBR: B 系列涡旋压缩机 (HCFC 22) C-SBX: B 系列高效涡旋压缩机 (HCFC 22) C-SBS: B 系列高效涡旋压缩机 (HFC 407C) C-SBP: B 系列高效涡旋压缩机 (HFC 410A) C-SCR: C 系列涡旋压缩机 (HCFC 22) C-SCX: C 系列高效涡旋压缩机 (HCFC 22) C-SCS: C 系列高效涡旋压缩机 (HFC 407C) C-SCP: C 系列高效涡旋压缩机 (HFC 410A) C-SDP: D 系列高效涡旋压缩机 (HFC 410A)			

注意 Notes

- 压缩机在开封状态下, 请勿放置 15 分钟以上。
Installation should be completed within 15 minutes after removing the rubber plugs.
- 请勿压缩空气。Do not use the compressor to compress air.
- 在真空状态下请勿通电。Do not energize the compressor under vacuumed condition.
- 抽真空和制冷剂加注: 由制冷系统的高低压两侧同时抽真空, 由冷凝器的出口侧充入液态制冷剂。追加制冷剂需以气态形式由低压侧充入。
Evacuation and Refrigerant charge: Evacuate internal section in the refrigeration system from high and low pressure sides and charge liquid refrigerant from condenser outlet side. Additional charge shall be done with gas condition from low side.
- 搬运时请勿倾斜和碰撞。Do not tilt over the compressor while carrying it.
- 请勿划伤保护漆。Do not remove the paint.
- 当使用标准中第 6 项不能保证时, 需要加装曲轴箱加热器。
Crankcase heater is required when the oil sump temperature is too low to meet the requirement of item 6.
- 运转时, 各相间的电压偏差应在额定电压的 2% 以内。
Voltage fluctuation between compressor terminals, during operation, shall be within 2% of the rated voltage.
- 请勿反向运转。Do not operate compressor in reverse rotational direction.
- 建议加装吸气过滤器。Suction strainers are recommended for all applications.
- 铜管应力 Copper Piping Stress
开机 Start / 停止 Shutdown 34.32 N/mm² 最大 Max.
运转 Run 12.26 N/mm² 最大 Max.

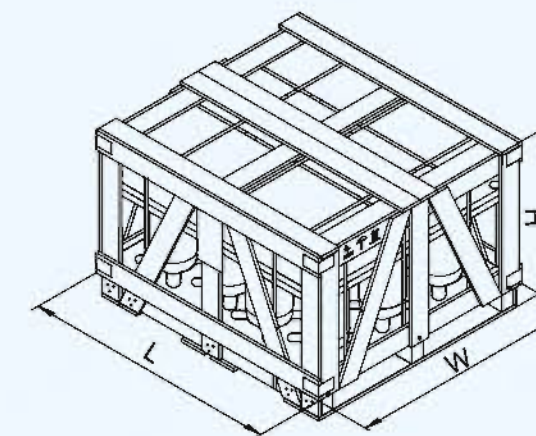
■ 包装 Packing

B 系列 series	标准包装 Standard Package (24 units)	尺寸 Dimension (mm)	L	1100	1100
	集装箱 FCL (20')	包装箱数 Packages in total	W	1000	1000
			H	1086	1120
		代表型号 Typical model		80985088	C-SBV180H00A
		备注 Remark	最大 2 层运输及存放: Two layers both for transportation and storage (at most)		



B 系列外包装图 (24 台包装)
B series Packaging Drawing (24units Package)

B 系列 series	单层包装 Small Package (12 units)	尺寸 Dimension (mm)	L	1148	1148
	集装箱 FCL (20')	包装箱数 Packages in total	W	1030	1030
			H	740	740
		代表型号 Typical model		80985068	C-SBR180H38Q
		备注 Remark	最大 3 层运输及存放: Three layers both for transportation and storage (at most)		



B 系列外包装图 (12 台包装)
B series Packaging Drawing (12units Package)

注: 此包装只针对指定机型使用。
Note: This packing is only applied to specified models.

